

# INTERTON | SCOPE<sup>4</sup>

Let your customers enjoy  
a more comfortable sound



S410 PB and S410 PB HPG

## CIC - TECHNICAL DATASHEET

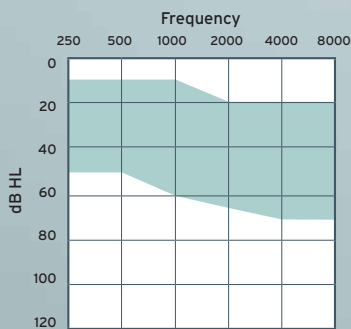
With Interton Scope 4 we introduce a completely new approach to sound with exceptional feedback protection and a new sound technology called SoundScape. Scope 4 is a full family of advanced best-in-class hearing instruments for the active customer who want great sound quality in everyday listening situations.

### Standard Features

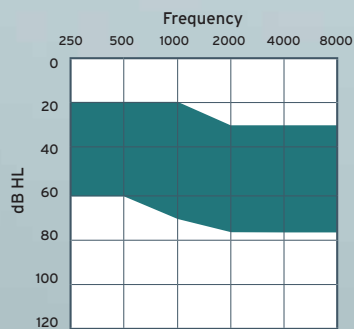
- Logarithmic 9 Channel WDRC
- 6 Gain Handles in Fitting Software
- Background Noise Reduction
- Microphone Noise Reduction
- Adaptive Feedback Cancellation
- Feedback Guard
- Data Logging - Quick View
- Power-on Delay
- Audible Signal Tones
- Earwax Management System
- Standard and Power Configurations
- On/Off switch via the battery door
- Left/right side indicators
- 10A battery
- Push Button standard

### Fitting ranges

#### S410 PB



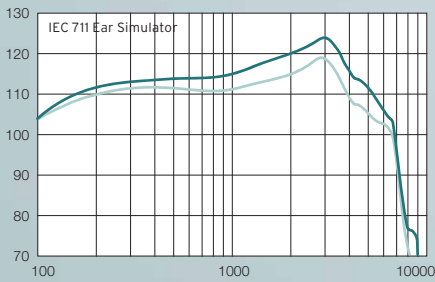
#### S410 PB HPG



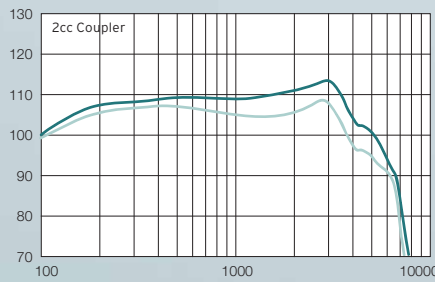
Technical specifications CIC		S410 PB			S410 PB HPG			
		IEC 118-0 Ear Simulator	IEC 118-7 2cc Coupler	ANSI S3.22	IEC 118-0 Ear Simulator	IEC 118-7 2cc Coupler	ANSI S3.22	
Reference test gain (60 dB SPL input)	1600Hz*/HFA**	26	25	25	32	31	31	dB
Full-on gain (50 dB SPL input)	Max. 1600Hz*/HFA**	42 36	31 27	31 27	50 42	40 34	40 34	dB
Maximum output (90 dB SPL input)	Max. 1600Hz*/HFA**	119 114	109 105	109 105	124 119	113 110	113 110	dB SPL
Total harmonic distortion	800 Hz 1600 Hz	0,4 0,3	0,3 0,4	0,3 0,4	1,0 0,8	0,8 0,9	0,8 0,9	%
Equivalent input noise, w/o Noise reduction		27	27	27	28	28	28	dB SPL
1/3 Octave Equivalent Input Noise, w/o Noise reduction	1600 Hz	14	-	-	15	-	-	dB SPL
Frequency range (DIN 45605)		100- 7030	100- 6920	100- 6920	130- 7100	100- 7080	100- 7080	Hz
Current Drain		0,83	0,86	0,86	0,82	0,89	0,89	mA
Typical Battery life time (Battery type 10)		108	105	105	110	101	101	hrs

\* IEC 118-0, Ear Simulator  
\*\* IEC 118-7 and ANSI S3.22, 2cc coupler

Maximum Output (OSPL 90)



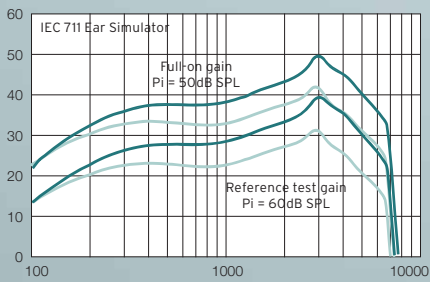
Maximum Output (OSPL 90)



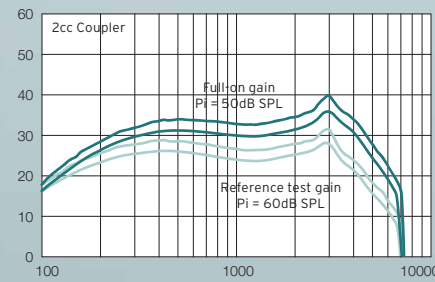
Notes:  
O.E.S. = Occluded Ear Simulator  
2cc = 2 cm<sup>3</sup> coupler  
Pi = Acoustic input signal

Basic settings:  
Full-on Gain, Reference Test Gain  
MPO = Maximum Power Output  
Maximum Band Width

Full-On and Reference Test Gain

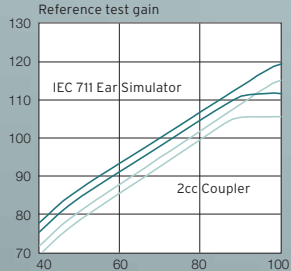


Full-On and Reference Test Gain



Measured according IEC 118-0 1983, amendment 1994; at 1.3 V and 23°C on O.E.S. according to IEC711 1981, resp on 2cc according to IEC60118-7 2nd edition 2005 (DIN average calculated at 500 Hz, 1000 Hz and 2000 Hz; HFA average calculated at 1000 Hz, 1600 Hz and 2500 Hz; 0 dB SPL sound pressure equals 20→Pa). All measurements without DSP features activated unless indicated otherwise.

Input/Output Response



— Standard — HPG

