

# INTERTON | SCOPE<sup>4</sup>

Let your customers enjoy  
a more comfortable sound



S430 / S430 HPG / S430-D / S430-D HPG

## ITC - TECHNICAL DATASHEET

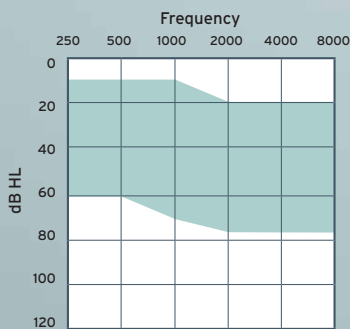
With Interton Scope 4 we introduce a completely new approach to sound with exceptional feedback protection and a new sound technology called SoundScape. Scope 4 is a full family of advanced best-in-class hearing instruments for the active customer who want great sound quality in everyday listening situations.

### Standard Features

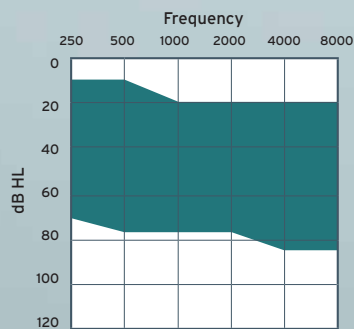
- Logarithmic 9 Channel WDRC
- 6 Gain Handles in Fitting Software
- SoundScape Technology
- Selectable beamwidth
- Background Noise Reduction
- Microphone Noise Reduction
- Adaptive Feedback Cancellation
- Feedback Guard
- Data Logging - Quick View
- Power-on Delay
- Audible Signal Tones
- Earwax Management System
- Standard and Power Configurations
- On/Off switch via the battery door
- Left/right side indicators
- 10A/312 battery
- VC, Push Button, Telecoil optional

### Fitting ranges

#### S430 / S430-D



#### S430 HPG / S430-D HPG

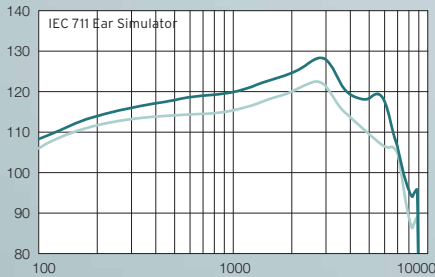


Technical specifications ITC		S430 / S430-D			S430 HPG / S430-D HPG			
		IEC 118-0 Ear Simulator	IEC 118-7 2cc Coupler	ANSI S3.22	IEC 118-0 Ear Simulator	IEC 118-7 2cc Coupler	ANSI S3.22	
Reference test gain (60 dB SPL input)	1600Hz*/HFA**	35	33	33	37	37	37	dB
Full-on gain (50 dB SPL input)	Max. 1600Hz*/HFA**	53 47	42 38	42 38	59 51	49 43	49 43	dB
Maximum output (90 dB SPL input)	Max. 1600Hz*/HFA**	123 118	112 110	112 110	128 123	118 115	118 115	dB SPL
Total harmonic distortion	800 Hz 1600 Hz	1,6 1,1	0,9 0,9	0,9 0,9	2,1 1,1	1,0 1,0	1,0 1,0	%
Telecoil sensitivity (1 mA/m input)	Max.	84	-	-	91	-	-	
Full-on Telecoil sensitivity @ 1mA/m	1600 Hz HFA	77 -	- 68	- 68	83 -	- 74	- 74	
HFA - SPLITS @ 31.6 mA/m (ANSI)	HFA	-	93	93	-	98	98	
Equivalent input noise, w/o Noise reduction		27	25	25	28	27	27	dB SPL
1/3 Octave Equivalent Input Noise, w/o Noise reduction	1600 Hz	14	-	-	15	-	-	dB SPL
Frequency range (DIN 45605)		110- 7380	100- 7220	100- 7220	130- 7540	100- 7530	100- 7530	Hz
Current Drain		1,01	1,09	1,09	1,02	1,10	1,10	mA
Typical Battery life time (Battery type 312)		158	147	147	157	145	145	hrs

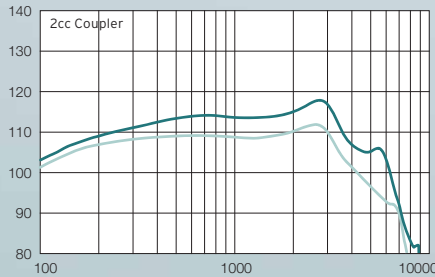
\* IEC 118-0, Ear Simulator

\*\* IEC 118-7 and ANSI S3.22, 2cc coupler

Maximum Output (OSPL 90)



Maximum Output (OSPL 90)



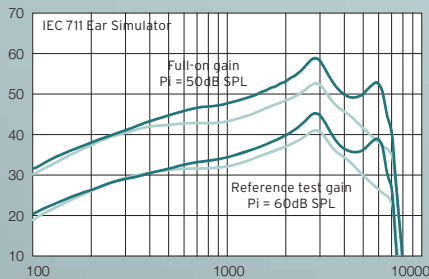
Notes:

- O.E.S. = Occluded Ear Simulator
- 2cc = 2 cm<sup>3</sup> coupler
- Pi = Acoustic input signal

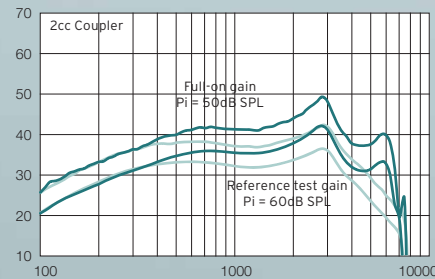
Basic settings:

- Full-on Gain, Reference Test Gain
- MPO = Maximum Power Output
- Maximum Band Width

Full-On and Reference Test Gain

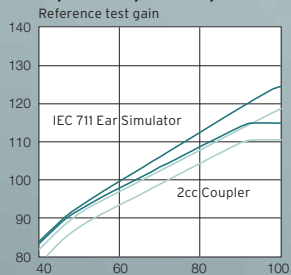


Full-On and Reference Test Gain

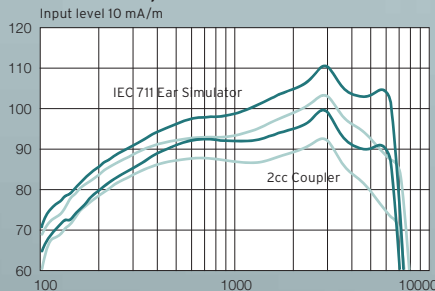


Measured according IEC 118-0 1983, amendment 1994; at 1.3 V and 23°C on O.E.S. according to IEC711 1981, resp on 2cc according to IEC60118-7 2nd edition 2005 (DIN average calculated at 500 Hz, 1000 Hz and 2000 Hz; HFA average calculated at 1000 Hz, 1600 Hz and 2500 Hz; 0 dB SPL sound pressure equals 20 Pa). All measurements without DSP features activated unless indicated otherwise.

Input/Output Response



Telecoil response



Standard HPG

