

INTERTON | SCOPE⁴

Let your customers enjoy
a more comfortable sound



S465-D / S465-D Open

MINI BTE - TECHNICAL DATASHEET

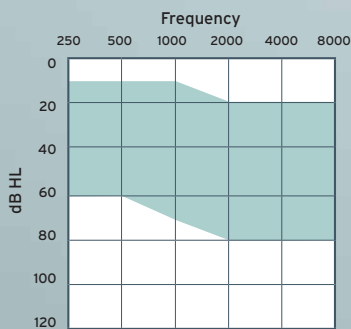
With Interton Scope 4 we introduce a completely new approach to sound with exceptional feedback protection and a new sound technology called SoundScape. Scope 4 is a full family of advanced best-in-class hearing instruments for the active customer who want great sound quality in everyday listening situations.

Standard Features

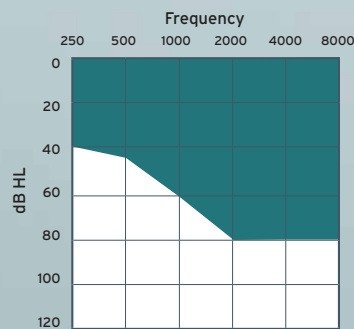
- Logarithmic 9 Channel WDRC
- 6 Gain Handles in Fitting Software
- SoundScape Technology
- Selectable beamwidth
- Background Noise Reduction
- Microphone Noise Reduction
- Adaptive Feedback Cancellation
- Feedback Guard
- Data Logging - Quick View
- Power-on Delay
- Audible Signal Tones
- Standard and Thin Tube/Open Fit Configurations
- On/Off switch via the battery door
- Left/right side indicators
- 312 battery
- Push Button & Telecoil standard

Fitting ranges

S465-D



S465-D Open



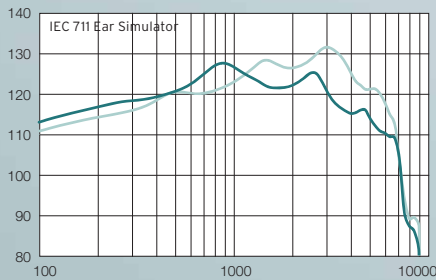
Technical specifications MINI BTE

		S465-D			S465-D Open			
		IEC 118-0 Ear Simulator	IEC 118-7 2cc Coupler	ANSI S3.22	IEC 118-0 Ear Simulator	IEC 118-7 2cc Coupler	ANSI S3.22	
Reference test gain (60 dB SPL input)	1600Hz*/HFA**	43	44	44	39	39	39	dB
Full-on gain (50 dB SPL input)	Max. 1600Hz*/HFA**	62 53	54 47	54 47	53 49	48 42	48 47	dB
Maximum output (90 dB SPL input)	Max. 1600Hz*/HFA**	132 128	123 120	123 120	128 122	123 116	123 116	dB SPL
Total harmonic distortion	500 Hz 800 Hz 1600 Hz	3,7 2,7 0,8	3,2 3,7 0,8	3,1 3,5 0,8	1,2 0,4 1,9	2,1 0,4 1,9	2,1 0,4 1,9	%
Telecoil sensitivity (1 mA/m input)	Max.	94	-	-	84	-	-	
Full-on Telecoil sensitivity @ 1mA/m	1600 Hz HFA	86 -	- 77	- 77	82 -	- 73	- 73	
HFA - SPLITS @ 31.6 mA/m (ANSI)	HFA	-	104	104	-	100	100	
Equivalent input noise, w/o Noise reduction		29	27	27	26	27	27	dB SPL
1/3 Octave Equivalent Input Noise, w/o Noise reduction	1600 Hz	14	-	-	13	-	-	dB SPL
Frequency range (DIN 45605)		100- 6990	100- 6460	100- 6460	100- 6980	100- 6690	100- 6690	Hz
Current Drain		0,9	0,9	0,9	0,9	0,9	0,9	mA
Typical Battery life time (Battery type 312)		178	178	178	178	178	178	hrs

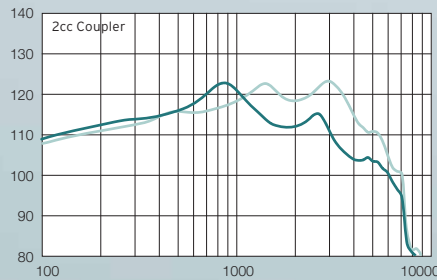
* IEC 118-0, Ear Simulator

** IEC 118-7 and ANSI S3.22, 2cc coupler

Maximum Output (OSPL 90)



Maximum Output (OSPL 90)



Notes:

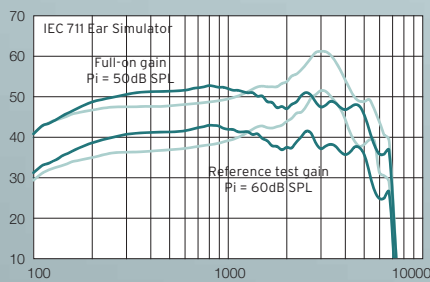
O.E.S. = Occluded Ear Simulator
2cc = 2 cm³ coupler
Pi = Acoustic input signal

Basic settings:

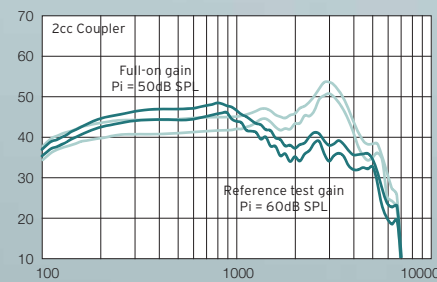
Full-on Gain, Reference Test Gain
MPO = Maximum Power Output
Maximum Band Width

Measured according IEC 118-0 1983, amendment 1994; at 1.3 V and 23°C on O.E.S. according to IEC711 1981, resp on 2cc according to IEC60118-7 2nd edition 2005 (DIN average calculated at 500 Hz, 1000 Hz and 2000 Hz; HFA average calculated at 1000 Hz, 1600 Hz and 2500 Hz; 0 dB SPL sound pressure equals 20→Pa). All measurements without DSP features activated unless indicated otherwise.

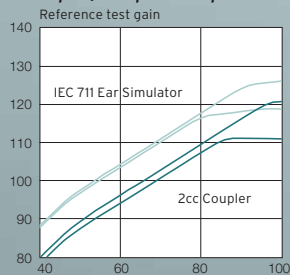
Full-On and Reference Test Gain



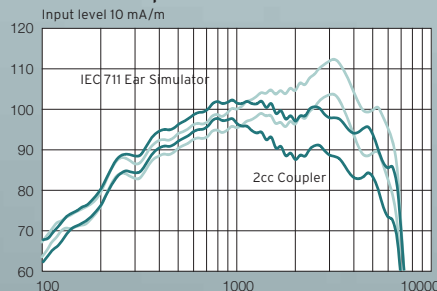
Full-On and Reference Test Gain



Input/Output Response



Telecoil response



— Closed — Open

