

INTERTON | SCOPE⁶

Let your customers enjoy
a more comfortable sound



S670-D / S670-D Open

BTE - TECHNICAL DATASHEET

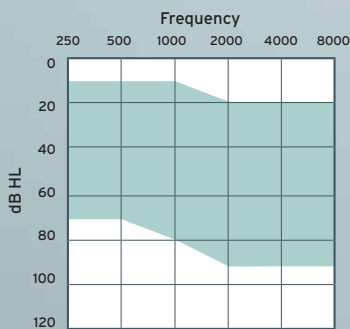
With Interton Scope 6 we introduce a completely new approach to sound with exceptional feedback protection and a new sound technology called SoundScape. Scope 6 is for customer who want optimal sound quality, fully automatic features and individually tailored experiences. These customers often experience more challenging communication situations.

Standard Features

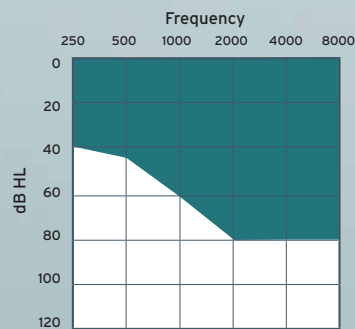
- Logarithmic 15 Channel WDRC
- 9 Gain Handles in Fitting Software
- SoundScape Technology
- Adjustable Crossover Frequency
- Automatic beamwidth selectable
- Background Noise Reduction
- Microphone Noise Reduction
- Adaptive Feedback Cancellation
- Feedback Guard
- Environmental Gain Tuner
- Data Logging - Full View
- Power-on Delay
- Audible Signal Tones
- Standard and Thin Tube/Open Fit Configurations
- On/Off switch via the battery door
- Left/right side indicators
- 13 battery
- VC, Push Button & Telecoil standard

Fitting ranges

S670-D



S670-D Open



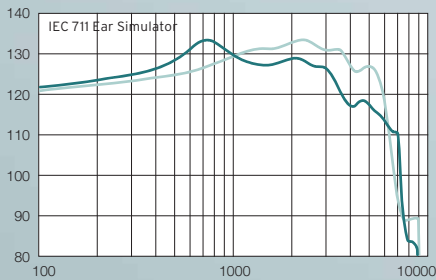
Technical specifications BTE

		S670-D			S670-D Open			
		IEC 118-0 Ear Simulator	IEC 118-7 2cc Coupler	ANSI S3.22	IEC 118-0 Ear Simulator	IEC 118-7 2cc Coupler	ANSI S3.22	
Reference test gain (60 dB SPL input)	1600Hz*/HFA**	45	48	48	42	42	42	dB
Full-on gain (50 dB SPL input)	Max. 1600Hz*/HFA**	63 55	56 51	56 51	58 52	49 45	49 45	dB
Maximum output (90 dB SPL input)	Max. 1600Hz*/HFA**	133 131	126 125	126 125	133 127	129 120	129 120	dB SPL
Total harmonic distortion	500 Hz 800 Hz 1600 Hz	0,8 0,9 0,5	1,7 1,2 0,5	1,7 1,2 0,5	0,4 0,2 0,9	0,5 0,2 0,8	0,5 0,2 0,8	%
Telecoil sensitivity (1 mA/m input)	Max.	95	-	-	88	-	-	
Full-on Telecoil sensitivity @ 1mA/m	1600 Hz HFA	86 -	- 83	- 83	83 -	- 77	- 77	
HFA - SPLITS @ 31.6 mA/m (ANSI)	HFA	-	108	108	-	105	105	
Equivalent input noise, w/o Noise reduction		28	25	25	26	26	27	dB SPL
1/3 Octave Equivalent Input Noise, w/o Noise reduction	1600 Hz	14	-	-	14	-	-	dB SPL
Frequency range (DIN 45605)		100-7070	100-6620	100-6620	100-7090	100-6070	100-6040	Hz
Current Drain		0,9	0,9	0,9	0,9	0,9	0,9	mA
Typical Battery life time (Battery type 13)		330	330	330	322	322	322	hrs

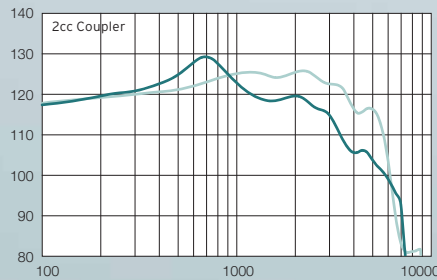
* IEC 118-0, Ear Simulator

** IEC 118-7 and ANSI S3.22, 2cc coupler

Maximum Output (OSPL 90)



Maximum Output (OSPL 90)



Notes:

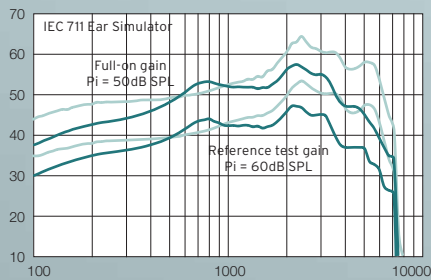
O.E.S. = Occluded Ear Simulator
2cc = 2 cm³ coupler
Pi = Acoustic input signal

Basic settings:

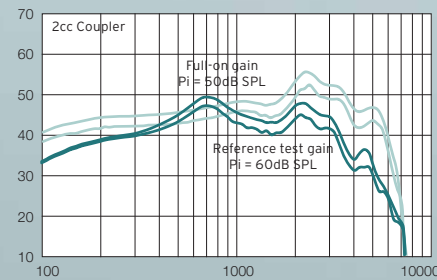
Full-on Gain, Reference Test Gain
MPO = Maximum Power Output
Maximum Band Width

Measured according IEC 118-0 1983, amendment 1994; at 1.3 V and 23°C on O.E.S. according to IEC711 1981, resp on 2cc according to IEC60118-7 2nd edition 2005 (DIN average calculated at 500 Hz, 1000 Hz and 2000 Hz; HFA average calculated at 1000 Hz, 1600 Hz and 2500 Hz; 0 dB SPL sound pressure equals 20→Pa). All measurements without DSP features activated unless indicated otherwise.

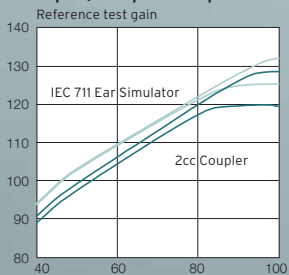
Full-On and Reference Test Gain



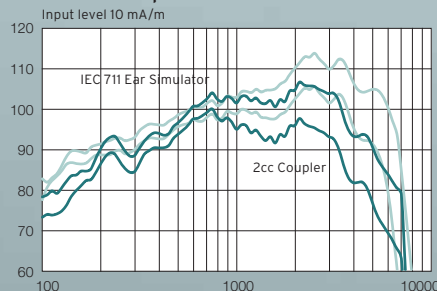
Full-On and Reference Test Gain



Input/Output Response



Telecoil response



— Closed — Open

