

INTERTON | SCOPE⁶

Let your customers enjoy
a more comfortable sound



S610 and S610 HPG

CIC - TECHNICAL DATASHEET

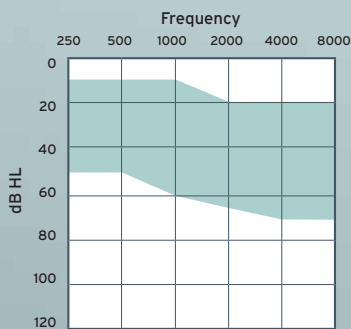
With Interton Scope 6 we introduce a completely new approach to sound with exceptional feedback protection and a new sound technology called SoundScape. Scope 6 is for customer who want optimal sound quality, fully automatic features and individually tailored experiences. These customers often experience more challenging communication situations.

Standard Features

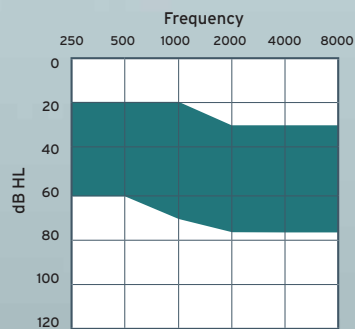
- Logarithmic 15 Channel WDRC
- 9 Gain Handles in Fitting Software
- SoundScape Technology
- Adjustable Crossover Frequency
- Automatic beamwidth selectable
- Background Noise Reduction
- Microphone Noise Reduction
- Adaptive Feedback Cancellation
- Feedback Guard
- Environmental Gain Tuner
- Data Logging - Full View
- Power-on Delay
- Audible Signal Tones
- Earwax Management System
- Standard and Power Configurations
- On/Off switch via the battery door
- Left/right side indicators
- 10A battery

Fitting ranges

S610



S610 HPG



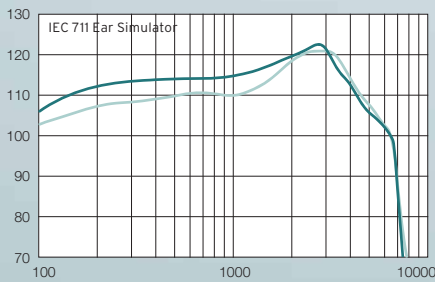
Technical specifications CIC

		S610			S610 HPG			
		IEC 118-0 Ear Simulator	IEC 118-7 2cc Coupler	ANSI S3.22	IEC 118-0 Ear Simulator	IEC 118-7 2cc Coupler	ANSI S3.22	
Reference test gain (60 dB SPL input)	1600Hz*/HFA**	26	25	25	31	30	29	dB
Full-on gain (50 dB SPL input)	Max. 1600Hz*/HFA**	41 36	31 28	31 28	49 41	39 33	38 32	dB
Maximum output (90 dB SPL input)	Max. 1600Hz*/HFA**	121 114	112 107	112 107	122 117	111 109	111 108	dB SPL
Total harmonic distortion	800 Hz 1600 Hz	0,8 0,4	0,7 0,5	0,7 0,5	1,1 0,9	0,8 1,1	0,8 1,1	%
Equivalent input noise, w/o Noise reduction		25	25	25	27	26	26	dB SPL
1/3 Octave Equivalent Input Noise, w/o Noise reduction	1600 Hz	13	-	-	13	-	-	dB SPL
Frequency range (DIN 45605)		100- 6900	100- 6820	100- 6820	110- 6440	100- 6300	100- 6300	Hz
Current Drain		0,88	0,93	0,93	0,9	1,02	1,02	mA
Typical Battery life time (Battery type 10)		102	97	97	100	88	88	hrs

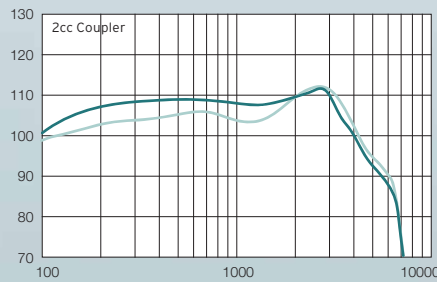
* IEC 118-0, Ear Simulator

** IEC 118-7 and ANSI S3.22, 2cc coupler

Maximum Output (OSPL 90)



Maximum Output (OSPL 90)



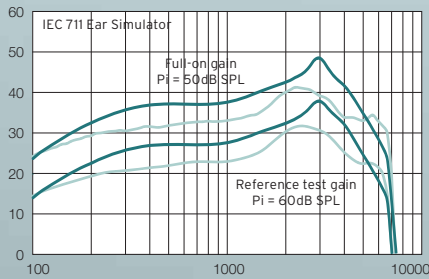
Notes:

- O.E.S. = Occluded Ear Simulator
- 2cc = 2 cm³ coupler
- Pi = Acoustic input signal

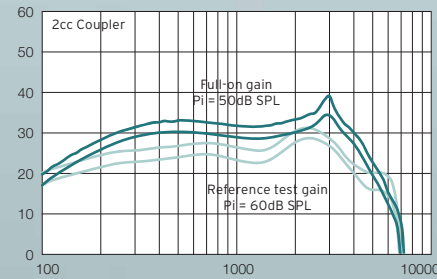
Basic settings:

- Full-on Gain, Reference Test Gain
- MPO = Maximum Power Output
- Maximum Band Width

Full-On and Reference Test Gain

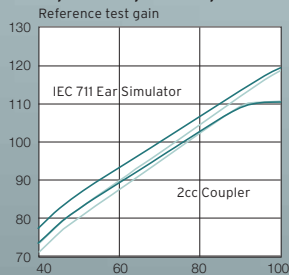


Full-On and Reference Test Gain



Measured according IEC 118-0 1983, amendment 1994; at 1.3 V and 23°C on O.E.S. according to IEC711 1981, resp on 2cc according to IEC60118-7 2nd edition 2005 (DIN average calculated at 500 Hz, 1000 Hz and 2000 Hz; HFA average calculated at 1000 Hz, 1600 Hz and 2500 Hz; 0 dB SPL sound pressure equals 20→Pa). All measurements without DSP features activated unless indicated otherwise.

Input/Output Response



— Standard — HPG