

CIC with Push Button Technical Datasheet



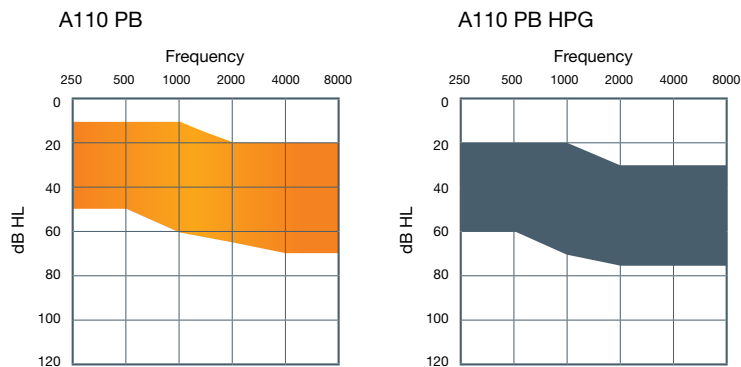
Models: A110 PB • A110 PB HPG

Thanks to a modern feature set, the new digital programmable AVIO1 is designed to satisfy many customers of today. Equipped with a set of useful basic functions, such as Feedback management, Background noise reduction etc., AVIO1 provides digital hearing at an attractive price.

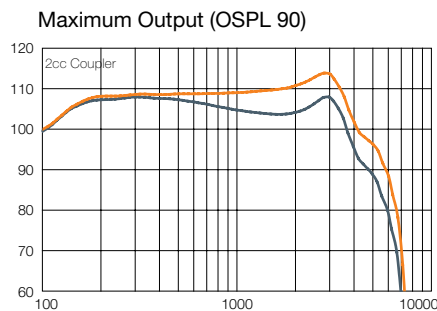
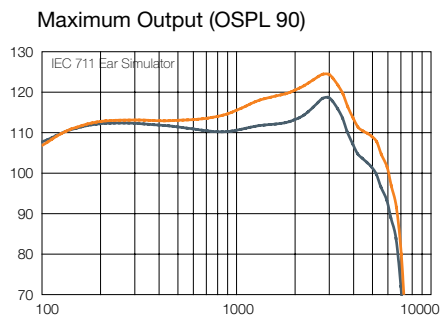
Features/Options

- Logarithmic 6 Channel WDRC
- 6 Gain Handles in Fitting Software
- Background Noise Reduction
- Microphone Noise Reduction
- Adaptive Feedback Cancellation
- Push Button with up to 3 Programs
- Stand-by Mode
- Audible Signal Tones
- Earwax Management System
- Standard and Power Configurations
- On/Off switch via the battery door
- Left/right side indicators

Fitting ranges

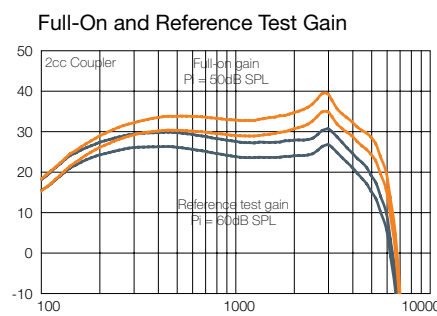
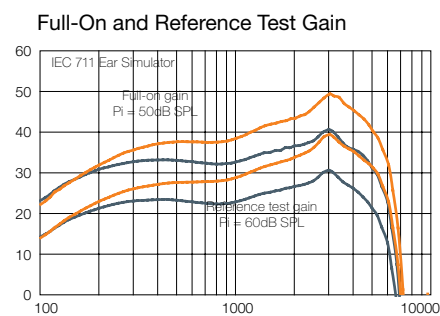


Electroacoustic Performance CIC with Push Button	A110 PB			A110 PB HPG			
	IEC 118-0 Ear Simulator	IEC 118-7 2cc Coupler	ANSI S3.22	IEC 118-0 Ear Simulator	IEC 118-7 2cc Coupler	ANSI S3.22	
Maximum Output (OSPL 90)	119	108	108	124	114	114	dB SPL
Average Output (O.E.S.: DIN, 2cc: HFA, Pi=90 dB SPL)	112	105	105	116	111	111	dB SPL
Maximum Gain (Pi=50 dB SPL)	41	31	31	50	39	39	dB
Average Gain (O.E.S.: DIN, 2cc: HFA, Pi=50 dB SPL)	34	28	28	40	35	35	dB
Frequency range (O.E.S.: DIN, 2cc: IEC 60118-7)	100 - 6140	100 - 6100	100 - 6100	120 - 6330	100 - 6330	100 - 6330	Hz
Equivalent input noise	29	29	29	28	28	28	dB SPL
Total Harmonic distortion at 500 Hz	0,8	0,5	0,5	2,2	1,2	1,2	%
at 800 Hz	0,7	0,4	0,4	1,5	0,8	0,8	%
at 1600 Hz	0,9	0,9	0,9	1,1	1,1	1,1	%
Current Drain (O.E.S.: RTG, Pi=60 dB SPL, 1600 Hz, 2cc: RTG, Pi=65 dB SPL, 1 kHz)	0,83	0,9	0,9	0,86	0,9	0,9	mA
Battery Size	10	10	10	10	10	10	
Battery Life (Average)	108	106	106	105	98	98	hours
Reference Test Gain (O.E.S.: 1600 Hz, 2cc: HFA, Pi=60 dB SPL)	26	24	24	32	30	30	dB

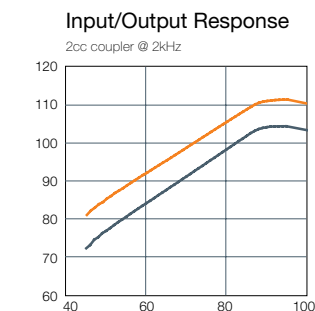
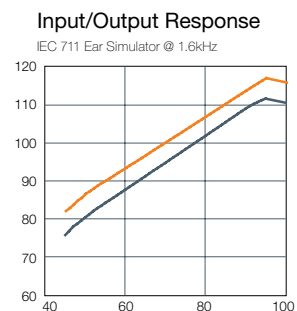


Notes:
O.E.S. = Occluded Ear Simulator
2cc = 2 cm³ coupler
Pi = Acoustic input signal

Basic settings:
Full-on Gain, Reference Test Gain
MPO = Maximum Power Output
Maximum Band Width



Measured according IEC 118-0 1983, amendment 1994; at 1.3 V and 23°C on O.E.S. according to IEC711 1981, resp on 2cc according to IEC60118-7 2nd edition 2005 (DIN average calculated at 500 Hz, 1000 Hz and 2000 Hz; HFA average calculated at 1000 Hz, 1600 Hz and 2500 Hz; 0 dB SPL sound pressure equals 20µPa). All measurements without DSP features activated unless indicated otherwise.



— PB — PB HPG