

# AVIO<sup>1</sup>

BASIC CLASS  
HEARING SYSTEM

## Mini BTE Technical Datasheet

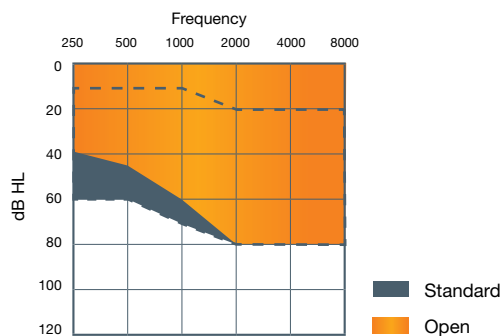


Models: A165-D • A165-D Open

Thanks to a modern feature set, the new digital programmable AVIO1 is designed to satisfy many customers of today. Equipped with a set of useful basic functions, such as Feedback management, Background noise reduction etc., AVIO1 provides digital hearing at an attractive price.

### Fitting ranges

A165-D • A165-D Open

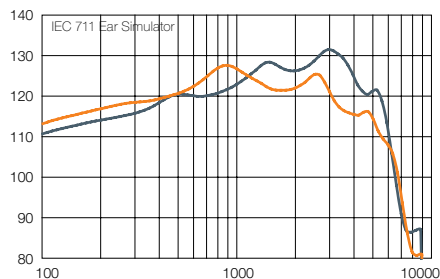


### Features/Options

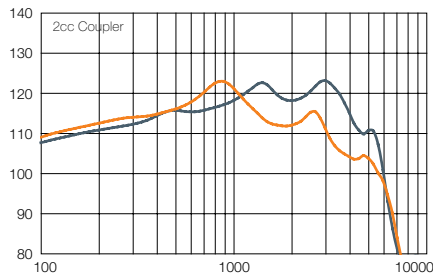
- Logarithmic 6 Channel WDRC
- 6 Gain Handles in Fitting Software
- Background Noise Reduction
- Microphone Noise Reduction
- Adaptive Feedback Cancellation
- Push Button with up to 3 Programs
- Telecoil with M-T Balance
- Fixed Directionality/ 2 microphones
- Stand-by Mode
- Audible Signal Tones
- Earwax Management System
- Open and Closed configuration
- On/Off switch via the battery door
- Left/right side indicators
- Direct Audio Input with automatic DAI detection

Electroacoustic Performance Mini BTE	A165-D			A165-D Open			
	IEC 118-0 Ear Simulator	IEC 118-7 2cc Coupler	ANSI S3.22	IEC 118-0 Ear Simulator	IEC 118-7 2cc Coupler	ANSI S3.22	
Maximum Output (OSPL 90)	132	123	123	128	123	123	dB SPL
Average Output (O.E.S.: DIN, 2cc: HFA, Pi=90 dB SPL)	123	120	120	123	116	116	dB SPL
Maximum Gain (Pi=50 dB SPL)	62	54	54	53	48	48	dB
Average Gain (O.E.S.: DIN, 2cc: HFA, Pi=50 dB SPL)	51	47	47	50	42	47	dB
Frequency range (O.E.S.: DIN, 2cc: IEC 60118-7)	100 - 6000	100 - 5920	100 - 5920	100 - 5780	100 - 5820	100 - 5780	Hz
Equivalent input noise	28	27	27	26	28	28	dB SPL
Total Harmonic distortion at 500 Hz at 800 Hz at 1600 Hz	3,7 2,7 0,8	3,2 3,7 0,8	3,1 3,5 0,8	1,2 0,4 1,9	2,1 0,4 1,9	2,1 0,4 1,9	% % %
Maximum telecoil sensitivity (10 mA/m)	114	-	-	104	-	-	dB SPL
HFA-SPLITS @ 31.6 mA/m (ANSI)	-	105	105	-	100	100	dB SPL
Current Drain (O.E.S.: RTG, Pi=60 dB SPL, 1600 Hz, 2cc: RTG, Pi=65 dB SPL, 1 kHz)	0,9	0,9	0,9	0,9	0,9	0,9	mA
Battery Size	312	312	312	312	312	312	
Battery Life (Average)	178	178	178	178	178	178	hours
Reference Test Gain (O.E.S.: 1600 Hz, 2cc: HFA, Pi=60 dB SPL)	43	44	44	39	39	44	dB

Maximum Output (OSPL 90)



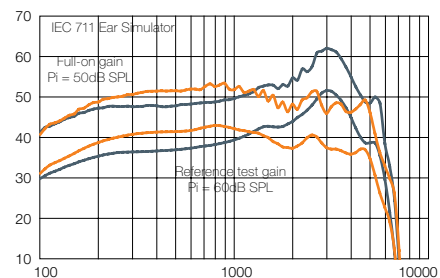
Maximum Output (OSPL 90)



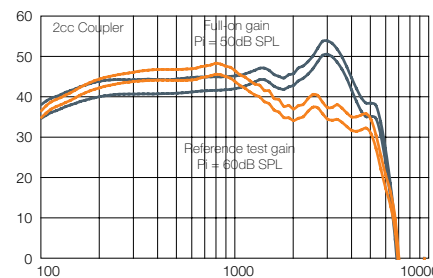
Notes:  
O.E.S. = Occluded Ear Simulator  
2cc = 2 cm<sup>3</sup> coupler  
Pi = Acoustic input signal

Basic settings:  
Full-on Gain, Reference Test Gain  
MPO = Maximum Power Output  
Maximum Band Width

Full-On and Reference Test Gain

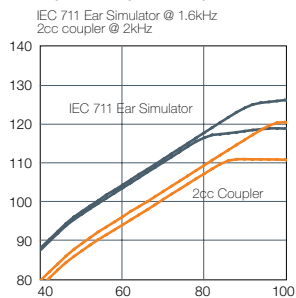


Full-On and Reference Test Gain

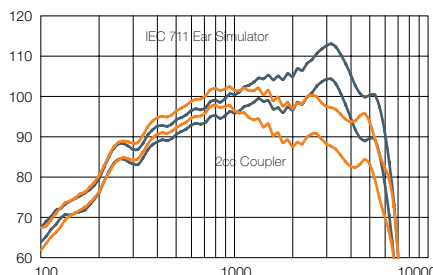


Measured according IEC 118-0 1983, amendment 1994; at 1.3 V and 23°C on O.E.S. according to IEC711 1981, resp on 2cc according to IEC60118-7 2nd edition 2005 (DIN average calculated at 500 Hz, 1000 Hz and 2000 Hz; HFA average calculated at 1000 Hz, 1600 Hz and 2500 Hz; 0 dB SPL sound pressure equals 20µPa). All measurements without DSP features activated unless indicated otherwise.

Input/Output Response



Telecoil



— A165-D — A165-D Open