

AVIO¹

BASIC CLASS
HEARING SYSTEM

RIE

Technical Datasheet

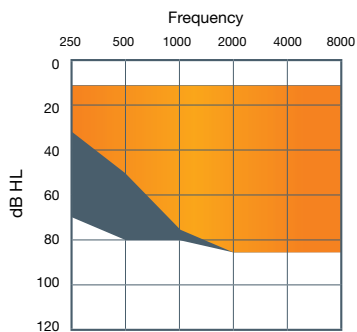


Models: A160-D • A160-D Open
A160-D HPG

Thanks to a modern feature set, the new digital programmable AVIO1 is designed to satisfy many customers of today. Equipped with a set of useful basic functions, such as Feedback management, Background noise reduction etc., AVIO1 provides digital hearing at an attractive price.

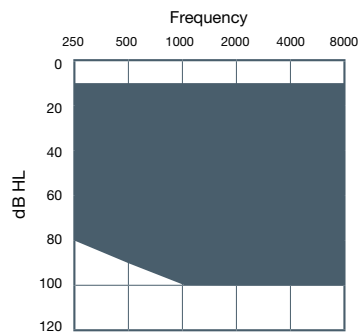
Fitting ranges

A160-D • A160-D Open



■ Standard
■ Open

A160-D HPG

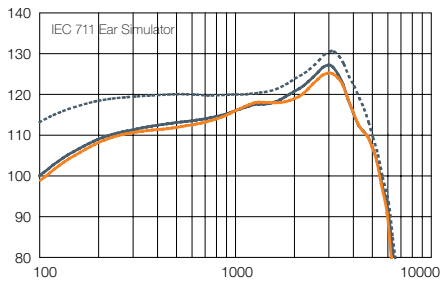


Features/ Options

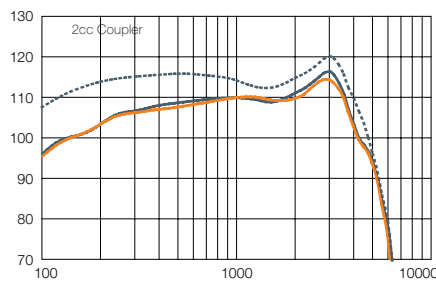
- Logarithmic 6 Channel WDRC
- 6 Gain Handles in Fitting Software
- Background Noise Reduction
- Microphone Noise Reduction
- Adaptive Feedback Cancellation
- Push Button with up to 3 Programs
- Telecoil with M-T Balance
- Fixed Directionality/ 2 microphones
- Digital Volume Toggle
- Stand-by Mode
- Audible Signal Tones
- Earwax Management System
- Standard and Power External Receiver
- Open and Closed configuration
- On/Off switch via the battery door
- Left/right side indicators

Electroacoustic Performance RIE avio ¹	A160-D			A160-D Open			A160-D HPG			
	IEC 118-0 Ear Simulator	IEC 118-7 2cc Coupler	ANSI S3.22	IEC 118-0 Ear Simulator	IEC 118-7 2cc Coupler	ANSI S3.22	IEC 118-0 Ear Simulator	IEC 118-7 2cc Coupler	ANSI S3.22	
Maximum Output (OSPL 90)	127	116	116	125	114	114	130	120	120	dB SPL
Average Output (O.E.S.: DIN, 2cc: HFA, Pi=90 dB SPL)	117	111	111	116	111	111	121	115	115	dB SPL
Maximum Gain (Pi=50 dB SPL)	64	53	53	61	51	51	68	57	57	dB
Average Gain (O.E.S.: DIN, 2cc: HFA, Pi=50 dB SPL)	52	46	46	51	46	46	57	50	50	dB
Frequency range (O.E.S.: DIN, 2cc: IEC 60118-7)	160 - 5490	110 - 5320	110 - 5320	170 - 5540	100 - 5410	100 - 5410	100 - 5410	100 - 5230	100 - 5230	Hz
Equivalent input noise	31	28	28	29	27	27	33	32	32	dB SPL
Total Harmonic distortion at 500 Hz at 800 Hz at 1600 Hz	2,5 3,4 1,8	1,5 1,8 1,1	1,5 1,8 1,1	2,4 3,1 1,9	1,5 1,8 1,1	1,5 1,8 1,1	1,5 3,1 1,5	1,0 1,6 0,9	1,0 1,6 0,9	% % %
Maximum telecoil sensitivity (10 mA/m)	112	-	-	108	-	-	117	-	-	dB SPL
HFA-SPLITS @ 31.6 mA/m (ANSI)	-	94	94	-	92	92	-	98	98	dB SPL
Current Drain (O.E.S.: RTG, Pi=60 dB SPL, 1600 Hz, 2cc: RTG, Pi=65 dB SPL, 1 kHz)	0,8	0,9	0,9	0,8	0,9	0,9	0,8	0,9	0,9	mA
Battery Size	10	10	10	10	10	10	10	10	10	
Battery Life (Average)	103	98	98	105	99	99	111	105	105	hours
Reference Test Gain (O.E.S.: 1600 Hz, 2cc: HFA, Pi=60 dB SPL)	41	34	34	40	34	34	43	38	38	dB

Maximum Output (OSPL 90)



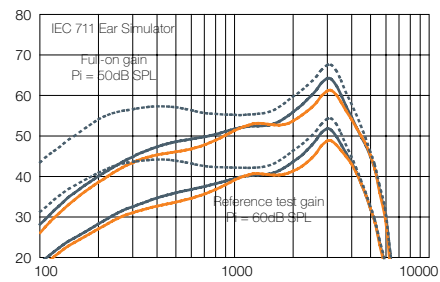
Maximum Output (OSPL 90)



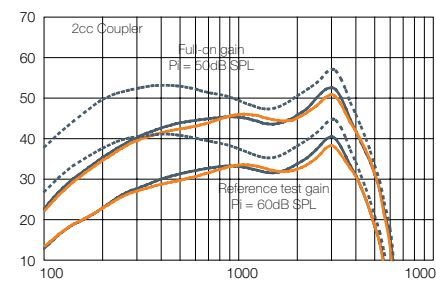
Notes:
O.E.S. = Occluded Ear Simulator
2cc = 2 cm³ coupler
Pi = Acoustic input signal

Basic settings:
Full-on Gain, Reference Test Gain
MPO = Maximum Power Output
Maximum Band Width

Full-On and Reference Test Gain

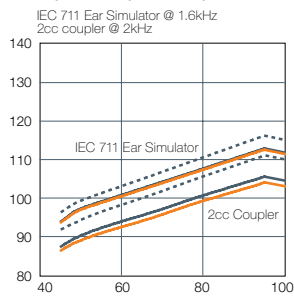


Full-On and Reference Test Gain

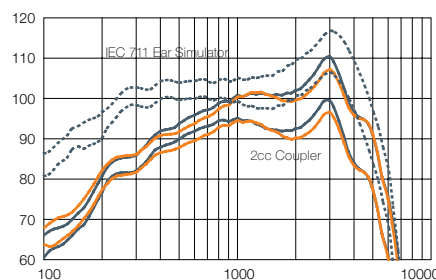


Measured according IEC 118-0 1983, amendment 1994; at 1.3 V and 23°C on O.E.S. according to IEC711 1981, resp on 2cc according to IEC60118-7 2nd edition 2005 (DIN average calculated at 500 Hz, 1000 Hz and 2000 Hz; HFA average calculated at 1000 Hz, 1600 Hz and 2500 Hz; 0 dB SPL sound pressure equals 20µPa). All measurements without DSP features activated unless indicated otherwise.

Input/Output Response



Telecoil



— Standard — Open
- - - HPG