

AVIO⁵

PREMIUM CLASS
HEARING SYSTEM

CIC

Technical Datasheet



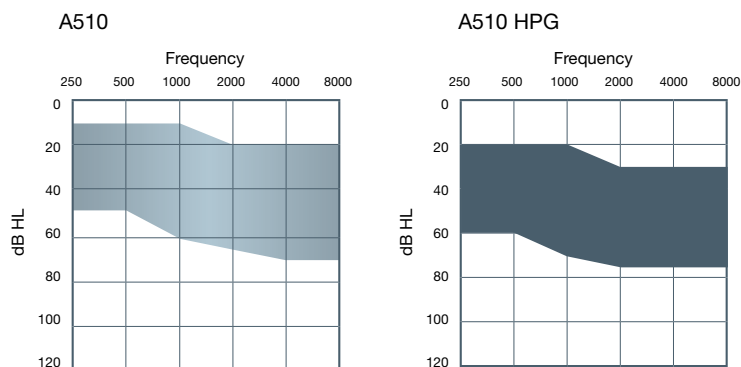
Models: A510 • A510 HPG

The new digital programmable AVIO5 is a premium-class product which provides highly adaptive hearing systems, able to cope with all the situations that make up the life of your customers. Intelligent functionality, maximum wearer convenience and ultimate hearing performance ensure that the hearing system will fit your customer like a glove.

Standard Features

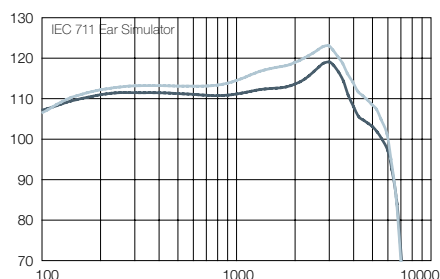
- Logarithmic 12 Channel WDRC
- 6 Gain Handles in Fitting Software
- Adaptive Noise Reduction
- Wind Noise Reduction
- Microphone Noise Reduction
- Adaptive Feedback Cancellation
- Data Logging
- Power-on Delay
- Audible Signal Tones
- Earwax Management System
- Standard and Power Configurations
- On/Off switch via the battery door
- Left/right side indicators

Fitting ranges

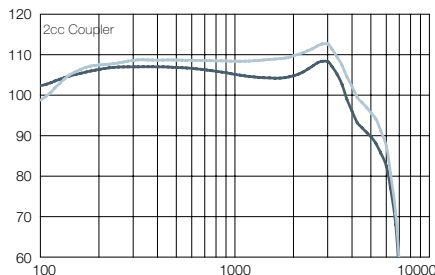


Electroacoustic Performance CIC audio ⁵	A510			A510 HPG			
	IEC 118-0 Ear Simulator	IEC 118-7 2cc Coupler	ANSI S3.22	IEC 118-0 Ear Simulator	IEC 118-7 2cc Coupler	ANSI S3.22	
Maximum Output (OSPL 90)	118	108	108	123	113	113	dB SPL
Average Output (O.E.S.: DIN, 2cc: HFA, Pi=90 dB SPL)	111	106	106	116	110	110	dB SPL
Maximum Gain (Pi=50 dB SPL)	41	31	31	49	39	39	dB
Average Gain (O.E.S.: DIN, 2cc: HFA, Pi=50 dB SPL)	34	28	28	39	33	33	dB
Frequency range (O.E.S.: DIN, 2cc: IEC 60118-7)	100 - 5880	100 - 5740	100 - 5740	100 - 5990	100 - 5900	100 - 5900	Hz
Equivalent input noise	24	24	24	25	25	25	dB SPL
Total Harmonic distortion at 500 Hz at 800 Hz at 1600 Hz	0,4 0,8 0,5	0,4 0,5 0,4	0,5 0,6 0,5	1,2 1,0 0,9	1,1 1,2 1,6	1,1 1,2 1,6	% % %
Current Drain (O.E.S.: RTG, Pi=60 dB SPL, 1600 Hz, 2cc: RTG, Pi=65 dB SPL, 1 kHz)	0,85	0,9	0,9	0,88	0,9	0,9	mA
Battery Size	10	10	10	10	10	10	
Battery Life (Average)	106	103	103	102	96	96	hours
Reference Test Gain (O.E.S.: 1600 Hz, 2cc: HFA, Pi=60 dB SPL)	25	24	24	31	31	31	dB

Maximum Output (OSPL 90)



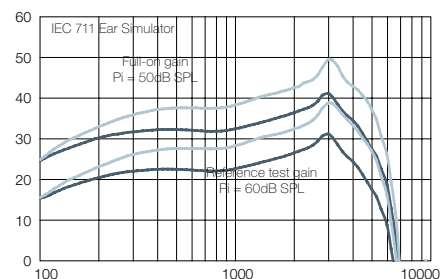
Maximum Output (OSPL 90)



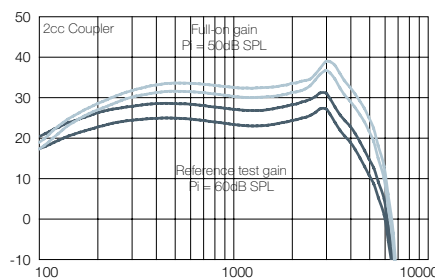
Notes:
O.E.S. = Occluded Ear Simulator
2cc = 2 cm³ coupler
Pi = Acoustic input signal

Basic settings:
Full-on Gain, Reference Test Gain
MPO = Maximum Power Output
Maximum Band Width

Full-On and Reference Test Gain

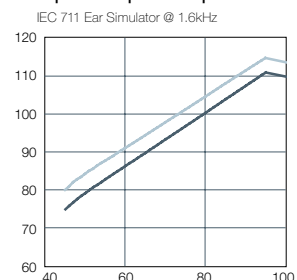


Full-On and Reference Test Gain

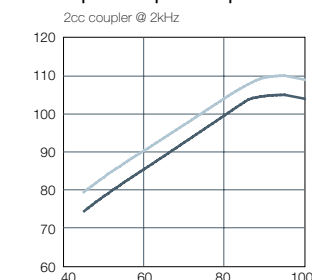


Measured according IEC 118-0 1983, amendment 1994; at 1.3 V and 23°C on O.E.S. according to IEC711 1981, resp on 2cc according to IEC60118-7 2nd edition 2005 (DIN average calculated at 500 Hz, 1000 Hz and 2000 Hz; HFA average calculated at 1000 Hz, 1600 Hz and 2500 Hz; 0 dB SPL sound pressure equals 20µPa). All measurements without DSP features activated unless indicated otherwise.

Input/Output Response



Input/Output Response



— Standard — HPG