

AVIO⁵

PREMIUM CLASS
HEARING SYSTEM

RIE Technical Datasheet

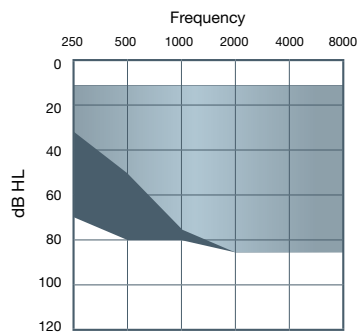


Models: A560-D • A560-D Open
A560-D HPG

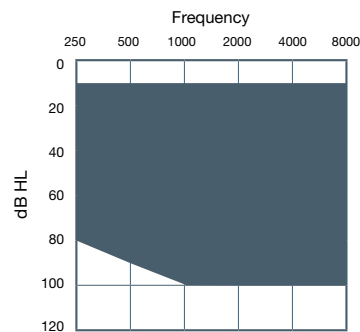
The new digital programmable AVIO5 is a premium-class product which provides highly adaptive hearing systems, able to cope with all the situations that make up the life of your customers. Intelligent functionality, maximum wearer convenience and ultimate hearing performance ensure that the hearing system will fit your customer like a glove.

Fitting ranges

A560-D • A560-D Open



A560-D HPG



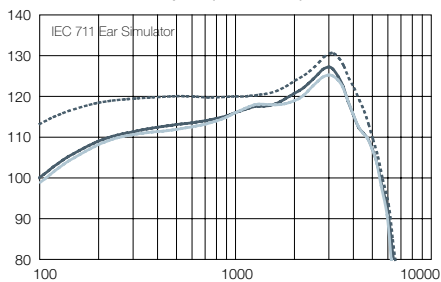
■ Standard
■ Open

Standard Features

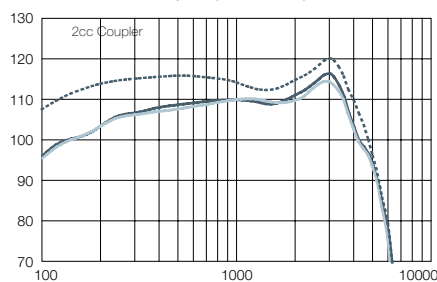
- Logarithmic 12 Channel WDRC
- 6 Gain Handles in Fitting Software
- Adaptive Noise Reduction
- Wind Noise Reduction
- Microphone Noise Reduction
- Adaptive Feedback Cancellation
- Data Logging
- Push Button with up to 4 Programs
- Telecoil with M-T Balance
- Adaptive Directionality/ 2 microphones
- Digital Volume Toggle/ Learning VC
- Power-on Delay
- Stand-by Mode
- Audible Signal Tones
- Earwax Management System
- Standard and Power External Receiver
- Open and Closed configuration
- On/Off switch via the battery door
- Left/right side indicators

Electroacoustic Performance RIE AUDIO ⁵	A560-D			A560-D Open			A560-D HPG			
	IEC 118-0 Ear Simulator	IEC 118-7 2cc Coupler	ANSI S3.22	IEC 118-0 Ear Simulator	IEC 118-7 2cc Coupler	ANSI S3.22	IEC 118-0 Ear Simulator	IEC 118-7 2cc Coupler	ANSI S3.22	
Maximum Output (OSPL 90)	127	116	116	125	114	114	130	120	120	dB SPL
Average Output (O.E.S.: DIN, 2cc: HFA, Pi=90 dB SPL)	117	111	111	116	111	111	121	115	115	dB SPL
Maximum Gain (Pi=50 dB SPL)	64	53	53	61	51	51	68	57	57	dB
Average Gain (O.E.S.: DIN, 2cc: HFA, Pi=50 dB SPL)	52	46	46	51	46	46	57	50	50	dB
Frequency range (O.E.S.: DIN, 2cc: IEC 60118-7)	160 - 5490	110 - 5320	110 - 5320	170 - 5540	100 - 5410	100 - 5410	100 - 5410	100 - 5230	100 - 5230	Hz
Equivalent input noise	31	28	28	29	27	27	33	32	32	dB SPL
Total Harmonic distortion at 500 Hz at 800 Hz at 1600 Hz	2,5 3,4 1,8	1,5 1,8 1,1	1,5 1,8 1,1	2,4 3,1 1,9	1,5 1,8 1,1	1,5 1,8 1,1	1,5 3,1 1,5	1,0 1,6 0,9	1,0 1,6 0,9	% % %
Maximum telecoil sensitivity (10 mA/m)	112	-	-	108	-	-	117	-	-	dB SPL
HFA-SPLITS @ 31.6 mA/m (ANSI)	-	94	94	-	92	92	-	98	98	dB SPL
Current Drain (O.E.S.: RTG, Pi=60 dB SPL, 1600 Hz, 2cc: RTG, Pi=65 dB SPL, 1 kHz)	0,8	0,9	0,9	0,8	0,9	0,9	0,8	0,9	0,9	mA
Battery Size	10	10	10	10	10	10	10	10	10	
Battery Life (Average)	103	98	98	105	99	99	111	105	105	hours
Reference Test Gain (O.E.S.: 1600 Hz, 2cc: HFA, Pi=60 dB SPL)	41	34	34	40	34	34	43	38	38	dB

Maximum Output (OSPL 90)



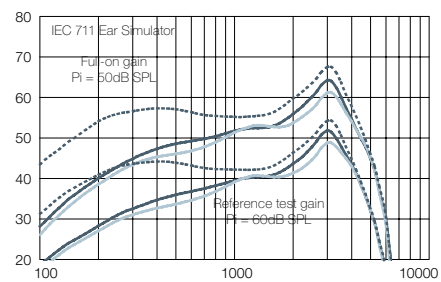
Maximum Output (OSPL 90)



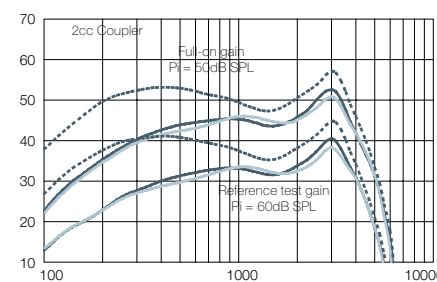
Notes:
O.E.S. = Occluded Ear Simulator
2cc = 2 cm³ coupler
Pi = Acoustic input signal

Basic settings:
Full-on Gain, Reference Test Gain
MPO = Maximum Power Output
Maximum Band Width

Full-On and Reference Test Gain

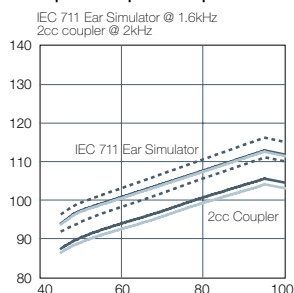


Full-On and Reference Test Gain

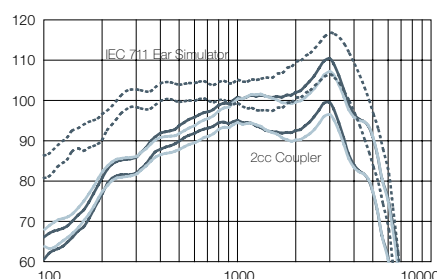


Measured according IEC 118-0 1983, amendment 1994; at 1.3 V and 23°C on O.E.S. according to IEC711 1981, resp on 2cc according to IEC60118-7 2nd edition 2005 (DIN average calculated at 500 Hz, 1000 Hz and 2000 Hz; HFA average calculated at 1000 Hz, 1600 Hz and 2500 Hz; 0 dB SPL sound pressure equals 20µPa). All measurements without DSP features activated unless indicated otherwise.

Input/Output Response



Telecoil



— Standard - - - Open
· · · HPG