

INTERTON
START 
 BUDGET CLASS HEARING SYSTEM

ITC
Technical Datasheet



Models: SA30 • SA30 HPG
 SA30-D • SA30-D HPG

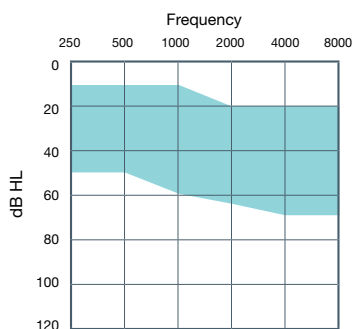
Interton Start uses well-proven digital hearing technology, including noise suppression, directionality and environmental programmes. So if you are looking for a fully featured hearing aid to attract today's more budget-minded customers, Interton Start is the perfect solution.

Features/Options

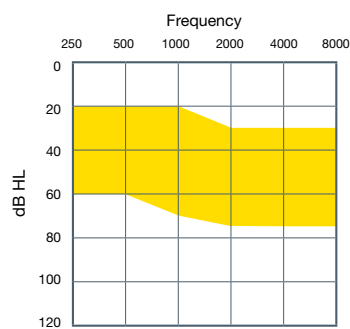
- Logarithmic 6 Channel WDRC
- 3 Gain Handles in Fitting Software
- Background Noise Reduction
- Microphone Noise Reduction
- Adaptive Feedback Cancellation
- Push Button with up to 3 Programs
- Telecoil with M-T Balance (optional)
- Fixed Directionality/ 2 microphones (optional)
- Volume Control (optional)
- Stand-by Mode
- Audible Signal Tones
- Earwax Management System
- Standard and Power Configurations
- On/Off switch via the battery door
- Left/right side indicators

Fitting ranges

SA30 • SA30-D



SA30 HPG • SA30-D HPG



Electroacoustic Performance ITC

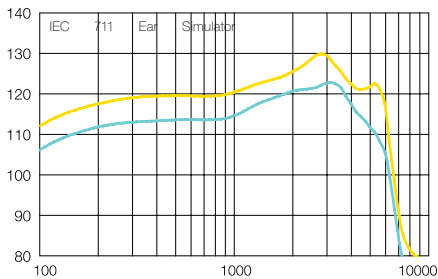


A130 + A130-D

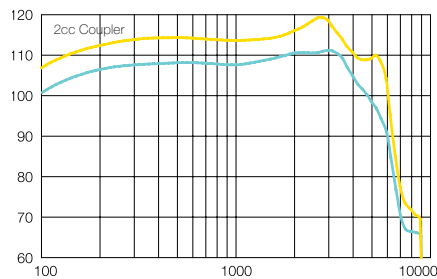
A130 HPG + A130-D HPG

		A130 + A130-D			A130 HPG + A130-D HPG			
		IEC 118-0 Ear Simulator	IEC 118-7 2cc Coupler	ANSI S3.22	IEC 118-0 Ear Simulator	IEC 118-7 2cc Coupler	ANSI S3.22	
Reference test gain (60 dB SPL input)	1600 Hz	36	30	30	41	38	38	dB
Full-on gain (50 dB SPL input)	Max.	55	43	43	60	50	50	dB
	1600 Hz	47	38	38	52	44	44	dB
Maximum output (90 dB SPL input)	Max.	123	112	112	130	120	120	dB SPL
	1600 Hz	119	109	109	124	116	116	dB SPL
Total harmonic distortion	800 Hz	1,4	0,8	0,8	1,8	0,9	0,9	%
	1600 Hz	1,4	1,2	1,2	1,4	1,2	1,2	%
Telecoil sensitivity (1 mA/m input)	Max.	84	-	-	92	-	-	
HFA - SPLITS @ 31.6 mA/m (ANSI)	Max.	-	93	93	-	99	99	
Equivalent input noise w/o Noise reduction		26	24	24	26	26	26	
Frequency range (DIN 45605)		120 - 6130	100 - 6130	100 - 6130	120 - 6260	100 - 6270	100 - 6270	Hz
Current Drain		0,92	1	1	0,95	1	1	mA
Typical Battery life time (Battery type 312)		174	160	160	168	160	160	hrs

Maximum Output (OSPL 90)



Maximum Output (OSPL 90)



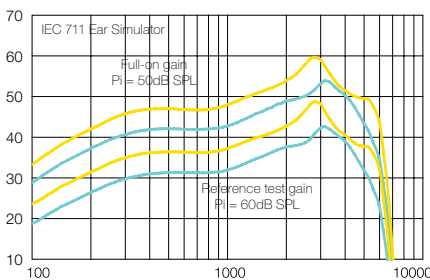
Notes:

- O.E.S. = Occluded Ear Simulator
- 2cc = 2 cm³ coupler
- Pi = Acoustic input signal

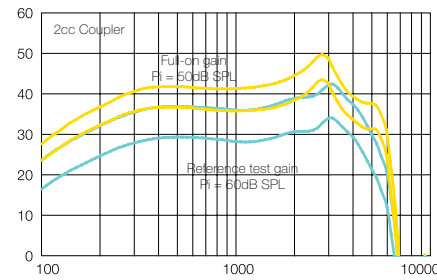
Basic settings:

- Full-on Gain, Reference Test Gain
- MPO = Maximum Power Output
- Maximum Band Width

Full-On and Reference Test Gain

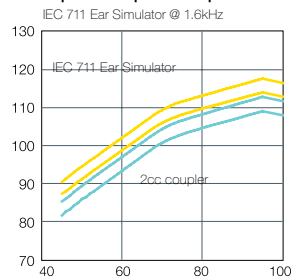


Full-On and Reference Test Gain

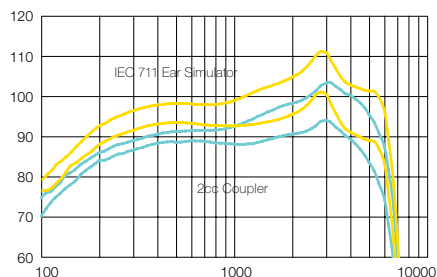


Measured according IEC 118-0 1983, amendment 1994; at 1.3 V and 23°C on O.E.S. according to IEC711 1981, resp on 2cc according to IEC60118-7 2nd edition 2005 (DIN average calculated at 500 Hz, 1000 Hz and 2000 Hz; HFA average calculated at 1000 Hz, 1600 Hz and 2500 Hz; 0 dB SPL sound pressure equals 20µPa). All measurements without DSP features activated unless indicated otherwise.

Input/Output Response



Telecoil



Standard HPG