

INTERTON START

BUDGET CLASS HEARING SYSTEM

Power BTE Technical Datasheet

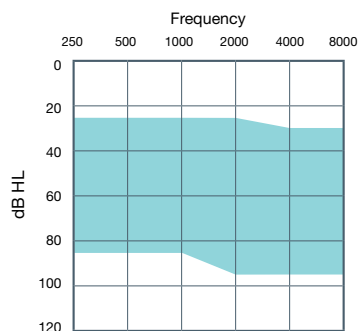


Models: SA80 • SA80-D

Interton Start uses well-proven digital hearing technology, including noise suppression, directionality and environmental programmes. So if you are looking for a fully featured hearing aid to attract today's more budget-minded customers, Interton Start is the perfect solution.

Fitting ranges

SA80 • SA80-D



Features/Options

- Logarithmic 6 Channel WDRC
- 3 Gain Handles in Fitting Software
- Background Noise Reduction
- Microphone Noise Reduction
- Adaptive Feedback Cancellation
- Push Button with up to 3 Programs
- Telecoil with M-T Balance
- Fixed Directionality/ 2 microphones
- Stand-by Mode
- Audible Signal Tones
- Earwax Management System
- On/Off switch via the battery door
- Left/right side indicators
- Direct Audio Input (DAI)

Electroacoustic Performance Power BTE



SA80, SA80-D

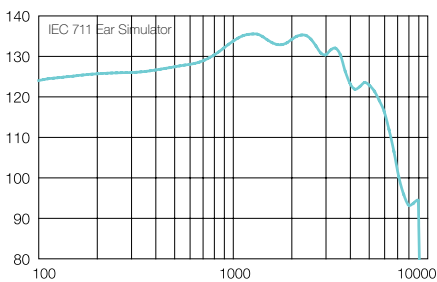
IEC 118-0
Ear Simulator

IEC 118-7
2cc Coupler

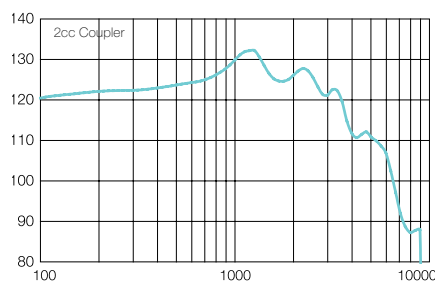
ANSI S3.22

		IEC 118-0 Ear Simulator	IEC 118-7 2cc Coupler	ANSI S3.22	
Reference test gain (60 dB SPL input)	1600 Hz	54	51	51	dB
Full-on gain (50 dB SPL input)	Max.	72	67	67	dB
	1600 Hz	66	62	62	dB
Maximum output (90 dB SPL input)	Max.	136	134	134	dB SPL
	1600 Hz	134	128	128	dB SPL
Total harmonic distortion	800 Hz	1,0	0,6	0,6	%
	1600 Hz	1,0	0,7	0,7	%
Telecoil sensitivity (1 mA/m input)	Max.	104	-	-	dB SPL
HFA - SPLITS @ 31.6 mA/m (ANSI)	Max.	-	92	111	dB SPL
Equivalent input noise w/o Noise reduction		28	25	25	dB SPL
1/3 Octave Equivalent Input Noise, w/o Noise reduction		15	-	-	dB SPL
Frequency range (DIN 45605)		100 - 6130	100 - 5910	100 - 5960	Hz
Current Drain		0,88	0,96	0,96	mA
Typical Battery life time (Battery type 13)		330	302	302	hrs

Maximum Output (OSPL 90)



Maximum Output (OSPL 90)



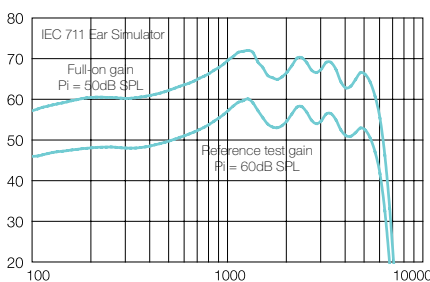
Notes:

- O.E.S. = Occluded Ear Simulator
- 2cc = 2 cm³ coupler
- Pi = Acoustic input signal

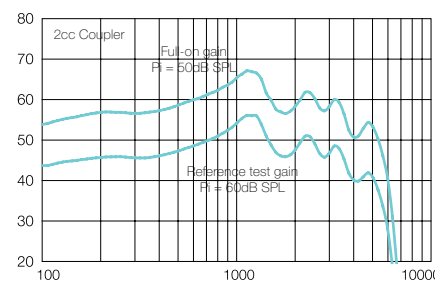
Basic settings:

- Full-on Gain, Reference Test Gain
- MPO = Maximum Power Output
- Maximum Band Width

Full-On and Reference Test Gain

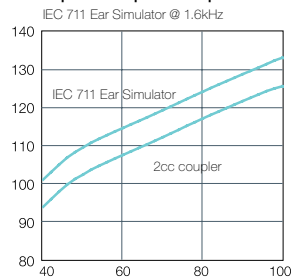


Full-On and Reference Test Gain



Measured according IEC 118-0 1983, amendment 1994; at 1.3 V and 23°C on O.E.S. according to IEC711 1981, resp on 2cc according to IEC60118-7 2nd edition 2005 (DIN average calculated at 500 Hz, 1000 Hz and 2000 Hz; HFA average calculated at 1000 Hz, 1600 Hz and 2500 Hz; 0 dB SPL sound pressure equals 20µPa). All measurements without DSP features activated unless indicated otherwise.

Input/Output Response



Telecoil

