

INTERTON | STEP



Model Overview

ST460-DRW
ST260-DRW

RIE MODEL

SOUND PROCESSING	Step 4	Step 2
Logarithmic WDRC, number of channels	14	12
Gain Handles in FSW	7	6
Total comfort programs	4	3
BASICS		
Signal tones	●	●
Power-on Delay	●	●
NOISE REDUCTION		
Microphone Noise Reduction	●	●
Adaptive Noise Reduction	⊙	○
Personal Noise Reduction	⊙	-
Adaptive Wind Noise Reduction	●	○
SPEECH UNDERSTANDING		
Fixed Directionality	●	●
Omni Directionality	●	●
Speech-Focused Directionality	●	●
Auto-Steered Directionality	●	●
Selectable Beam Width	●	○
SoundScape technology	●	●
FEEDBACK MANAGEMENT		
Feedback Manager Plus	●	●
Feedback Manager Plus - Music Mode	●	-
Pre-set Feedback Manager	●	●
Fitting Protection	●	●
PROTECTION		
Nano coating	●	●
SPECIALS		
Datalogging	●	●
AutoPhone	●	●
Environmental Gain Tuner	⊙	○
In-situ	●	●
2.4 GHZ WIRELESS TECHNOLOGY		
ear-to-ear communication	●	●
Volume Control synchronization	●	●
Push Button synchronization	●	●
Comfort Phone	●	●
Wireless Phone Clip	●	-
Wireless Remote Control	●	●
Wireless TV Streamer	●	-
FITTING INTERFACE		
Wireless fitting with Airlink	●	●
Hi-Pro	●	●
NOAHlink	●	●
SpeedLink	●	●

○ Standard
⊙ Advanced
● Ultimate

For a life on the GO

Intuitive and wireless, Interton Step hearing aids bring back the sounds your customers enjoy, in every situation. Innovative features such as Personal Noise Reduction, Environmental Gain Tuner and Ear-to-ear communication available in a wide variety of models make Interton Step perfectly suited for up to 90% of people with hearing loss. With compatibility to the new 2nd generation Wireless Accessories you can offer a complete hearing system that gives your customers an enjoyable life.

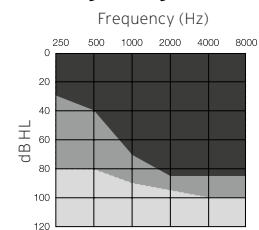
Standard Configuration

- Connectivity to wireless accessories
- Wireless ear-to-ear communication
- Nano Coating technology
- Choice of S-receiver, Normal Power (NP), High Power (HP) receivers
- Selection of domes and custom moulds to fit ear canal size and hearing loss needs
- Multi functioning push button can be programmed for volume control, program change, and streaming activation
- Size 312 battery
- Battery door with integrated On/Off switch
- 5 different colours
- Telecoil with T and MT modes
- Direct Audio Input (DAI)

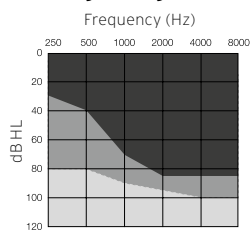
Fitting Requirements

- Interton Appraise 2.4 Fitting Software (or higher)
- CS 44 cable with programming adaptor
- Fitting interface (see table)

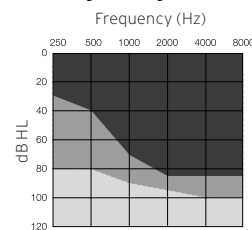
Fitting Range S



Fitting Range NP



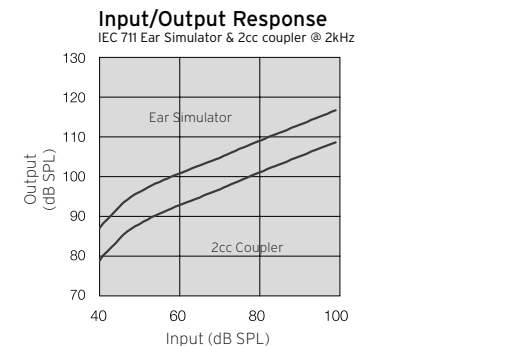
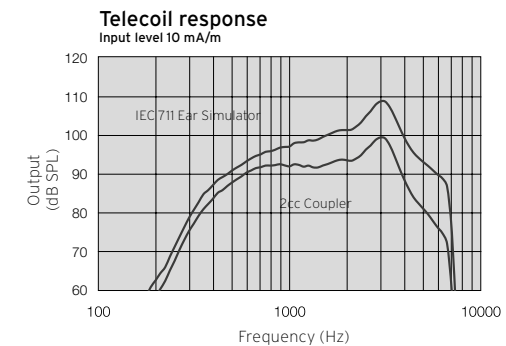
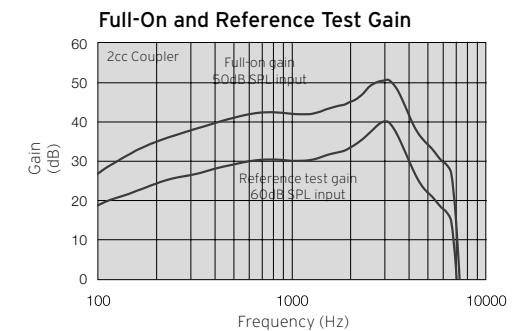
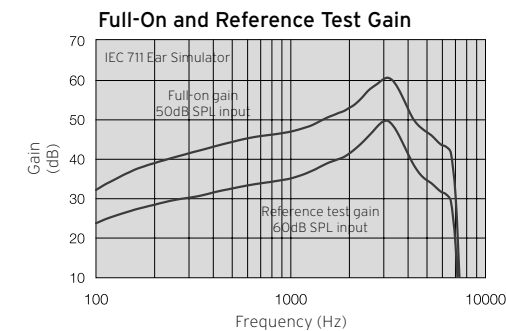
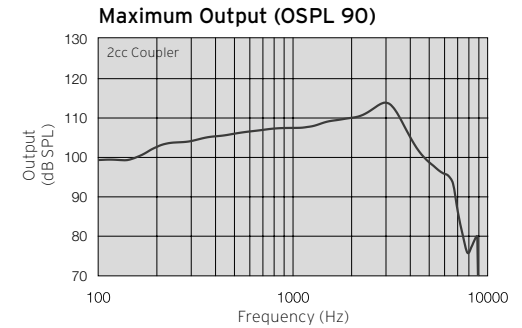
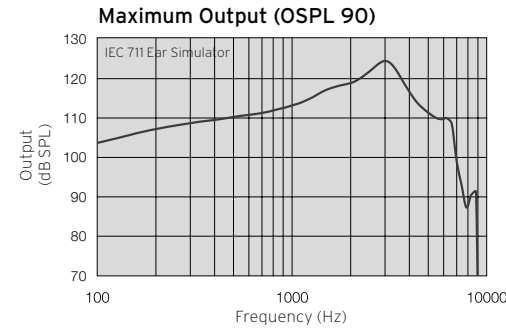
Fitting Range HP



Technical specifications

		60-S		
		IEC 60118-0 IEC 711 Ear simulator	IEC 60118-7 ANSI S3.22 2cc coupler	
Reference test gain (60 dB SPL input)	1600 Hz/HFA	39	32	dB
	2500 Hz	46	-	
Full-on gain (50 dB SPL input)	Max.	60	50	dB
	1600 Hz/HFA	51	44	
	2500 Hz	57	-	
Maximum output (90 dB SPL input)	Max.	124	114	dB SPL
	1600 Hz/HFA	117	109	
	2500 Hz	122	-	
Total harmonic distortion	500 Hz	0.5	0.5	%
	800 Hz	0.9	0.7	
	1600 Hz	1.2	1.1	
	2500 Hz	0.9	0.4	
Telecoil sensitivity (1 mA/m input)	Max.	89	-	dB SPL
Full-on Telecoil sensitivity @ 1mA/m	1600 Hz / HFA	80	74	
HFA - SPLIV @ 31.6 mA/m (ANSI)	HFA	-	92	
Equivalent input noise w/o noise reduction		22	20	dB SPL
1/3 Octave equivalent input noise, w/o noise reduction	1600 Hz	8	-	
Frequency range (DIN 45605 @ IEC 60118-0)		100-7110	100-6950	Hz
Current drain (quiescent / operating)		1.22 / 1.3	1.22 / 1.35	mA

Data in accordance with IEC 60118-0 (1983), IEC 60118-7 (2005), ANSI S3.22 (2009), Supply Voltage: 1.3 V.



Patents pending

All specifications are subject to change without notice

400289000-GB-16-02-Rev.C

Technical specifications

		60-NP		
		IEC 60118-0 IEC 711 Ear simulator	IEC 60118-7 ANSI S3.22 2cc coupler	
Reference test gain (60 dB SPL input)	1600 Hz/HFA 2500 Hz	43 50	34 -	dB
Full-on gain (50 dB SPL input)	Max. 1600 Hz/HFA 2500 Hz	65 55 61	55 49 -	dB
Maximum output (90 dB SPL input)	Max. 1600 Hz/HFA 2500 Hz	126 118 122	116 111 -	dB SPL
Total harmonic distortion	500 Hz 800 Hz 1600 Hz 2500 Hz	1.1 0.9 1.3 0.8	0.7 0.7 0.9 0.3	%
Telecoil sensitivity (1 mA/m input)	Max.	94	-	dB SPL
Full-on Telecoil sensitivity @ 1mA/m	1600 Hz/HFA	84	78	dB SPL
HFA - SPLIV @ 31.6 mA/m (ANSI)	HFA	-	94	dB SPL
Equivalent input noise w/o noise reduction		20	18	dB SPL
1/3 Octave equivalent input noise, w/o noise reduction	1600 Hz	6	-	dB SPL
Frequency range (DIN 45605 @ IEC 60118-0)		100-6810	100-6240	Hz
Current drain (quiescent / operating)		1.21 / 1.26	1.21 / 1.34	mA

Data in accordance with IEC 60118-0 (1983), IEC 60118-7 (2005), ANSI S3.22 (2009), Supply Voltage 1.3 V.

Technical specifications

		60-HP		
		IEC 60118-0 IEC 711 Ear simulator	IEC 60118-7 ANSI S3.22 2cc coupler	
Reference test gain (60 dB SPL input)	1600 Hz/HFA 2500 Hz	46 57	37 -	dB
Full-on gain (50 dB SPL input)	Max. 1600 Hz/HFA 2500 Hz	74 61 70	65 55 -	dB
Maximum output (90 dB SPL input)	Max. 1600 Hz/HFA 2500 Hz	127 121 126	118 115 -	dB SPL
Total harmonic distortion	500 Hz 800 Hz 1600 Hz 2500 Hz	2.4 3.0 2.4 0.6	1.6 1.9 1.5 0.3	%
Telecoil sensitivity (1 mA/m input)	Max.	103	-	dB SPL
Full-on Telecoil sensitivity @ 1mA/m	1600 Hz/HFA	91	85	dB SPL
HFA - SPLIV @ 31.6 mA/m (ANSI)	HFA	-	99	dB SPL
Equivalent input noise w/o noise reduction		21	22	dB SPL
1/3 Octave equivalent input noise, w/o noise reduction	1600 Hz	8	-	dB SPL
Frequency range (DIN 45605 @ IEC 60118-0)		110-6790	100-6490	Hz
Current drain (quiescent / operating)		1.25 / 1.3	1.25 / 1.3	mA

Data in accordance with IEC 60118-0 (1983), IEC 60118-7 (2005), ANSI S3.22 (2009), Supply Voltage 1.3 V.

Patents pending

All specifications are subject to change without notice

