



RD61-DRW RD62-DRW

Interton Ready

Product Description

The new Interton Ready is a full family of hearing aids built on the GN 2.4 GHz wireless technology featuring ear-to-ear communication, directionality and noise management options for great speech understanding and listening comfort.

The new Interton Ready hearing aids are Made for Apple, which allows the user to stream audio directly from Apple devices and the Interton Sound App offers enhanced personal control.

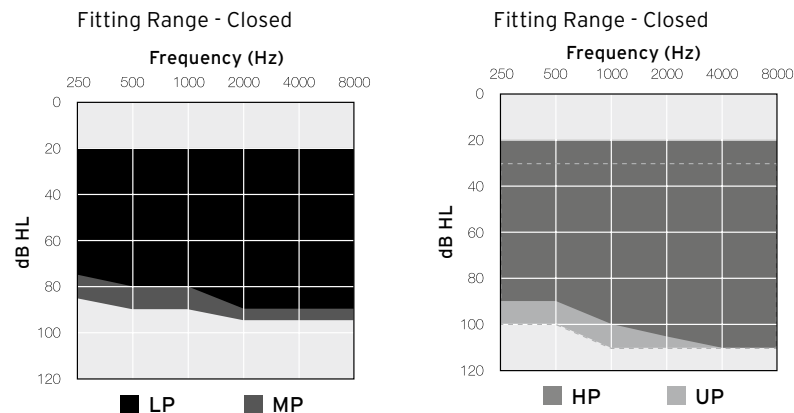
Furthermore, the new Interton Ready family works with the full line of Interton Wireless Accessories for an even better user experience.

The Interton Ready RIE hearing aids are with Nano Coating for optimum durability and meet the IP58 classification for ingress protection.

Models 61 and 62 Receiver-in-the-Ear (RIE) hearing aids with 4 selectable receiver power levels: Low (LP), Medium (MP), High (HP) and Ultra (UP).

The 62 RIE model comes standard with Multifunction Button, Volume Control, Telecoil, and Direct Audio Input (DAI) functionality. The 61 RIE model comes standard with only a Push Button for enhanced cosmetics.

Model	RD661-DRW RD662-DRW	RD461-DRW RD462-DRW	RD361-DRW RD362-DRW	RD261-DRW RD262-DRW
Device Configurations				
Battery size	312 for model 61, 13 for model 62			
Receiver Power Levels	LP, MP, HP & UP			
Colors available	5			
Sound Quality				
WARP compression (WDRC) - number of channels	14	12	8	6
Compression Mode (only UP receivers)	●	●	●	●
Comfort				
Adaptive Noise Reduction	3 settings	2 settings	1 setting	1 setting
Adaptive Wind Noise Reduction	2 settings	1 setting	1 setting	-
Environmental Gain Tuner	●	-	-	-
Speech Understanding				
Integrated Directionality	●	-	-	-
Automatic Beamwidth	●	-	-	-
Selectable Beamwidth	●	●	-	-
Auto-Steered Directionality	●	●	●	-
Speech-Focused Directionality	●	●	●	●
Fixed Directionality	●	●	●	●
Feedback Management				
Feedback Manager Plus	●	●	●	●
Auto DFS/Preset Feedback Manager	●	●	●	●
Onboarding				
Acclimatization Manager	●	-	-	-
Convenience				
Ear to Ear Communication (Push Button, Volume Control)	●	●	-	-
AutoPhone	●	●	●	●
Made for Apple	●	●	-	-
Remote Control 2	●	●	●	●
TV Streamer 2	●	●	●	-
Phone Clip 2	●	●	●	-
Multi Mic	●	●	●	-
Micro Mic	●	●	●	-
Interton Sound App/ Interton EasyHearing App	●	●	●	-
Robustness				
Nano Coating	●	●	●	●
Fitting Flexibility				
Max Gain Handles	14	12	8	6
Number of Programs	4	4	4	4
Frequency Shifter	●	●	●	●
Low Frequency Boost (only in UP receiver)	2 settings	1 setting	1 setting	1 setting
TSG	●	●	●	●
Interton Fitting 1.0	●	●	●	●
Wireless Fitting	●	●	●	●



Technical Specifications

RD61-DRW and RD62-DRW (LP)

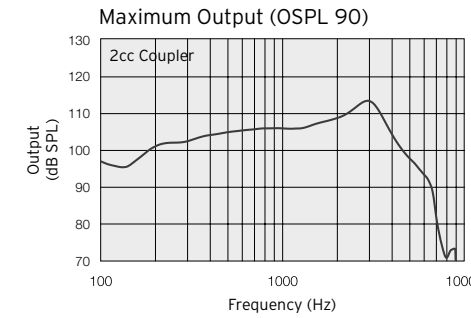
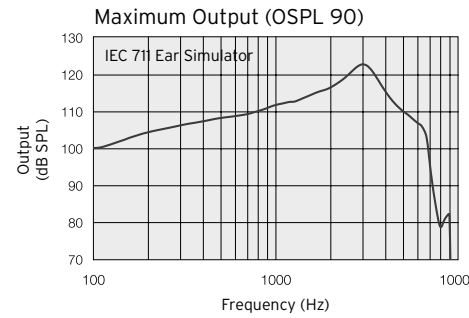
		IEC 60118-0 2nd IEC 711 Ear simulator	IEC 60118-0 3rd IEC 60118-7 ANSI S3.22 2cc coupler	
Reference test gain (60 dB SPL input)	1600 Hz/HFA	36	31	dB
Full-on gain (50 dB SPL input)	Max. 1600 Hz/HFA	61 49	52 43	dB
Maximum output (90 dB SPL input)	Max. 1600 Hz/HFA	123 115	113 108	dB SPL
Total harmonic distortion	500 Hz 800 Hz 1600 Hz	0.5 1.2 2.1	0.3 0.5 0.7	%
Telecoil sensitivity (1 mA/m input) (62 model only)	Max.	91		
HFA - SPLIV @ 31.6 mA/m (ANSI) (62 model only)	HFA		90	dB SPL
Full-on telecoil sensitivity @ 1mA/m (62 model only)	1600 Hz/HFA	78	71	
Equivalent input noise		25	23	dB SPL
Frequency range (DIN 45605/ANSI)		100-7130	100-7060	Hz
Current drain		1.3	1.3	mA

Data in accordance with IEC60118-0 Edition3.0 2015-06, IEC601187 and ANSI S3.22-2009, supply Voltage 1.3V

Patents pending

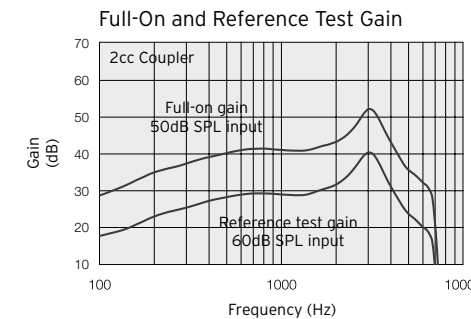
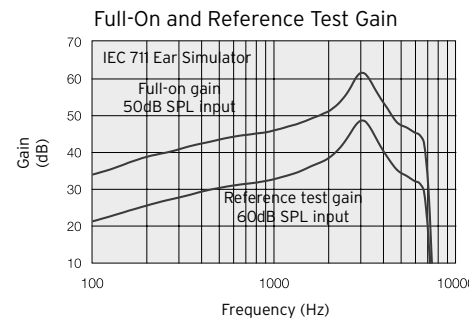
All specifications are subject to change without notice

400943000GB-18.05-Rev.C

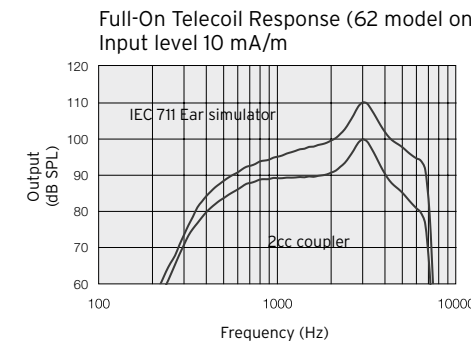
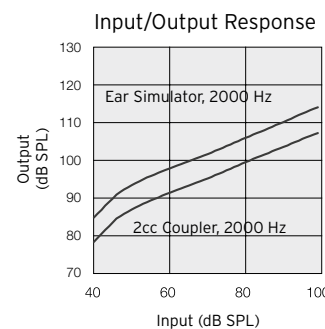


Notes:
O.E.S. = Occluded Ear Simulator
2cc = 2 cm³ coupler
Pi = Acoustic input signal

Basic settings:
Full-on Gain, Reference Test Gain
MPO = Maximum Power Output
Maximum Band Width



Measured according to IEC60118-0 Edition3.0 2015-06 at 1.3 V, impedance 6.2 ohms and 23°C on 2cc coupler. Resp. on 2cc according to IEC60118-7 Second edition 2005-10 and ANSI/ASA S3.22-2009 (HFA average calculated at 1000 Hz, 1600 Hz and 2500 Hz; 0 dB SPL sound pressure equals 20µPa). All measurements without DSP features activated unless indicated otherwise
Measurement on O.E.S according to IEC711 1981 According to IEC60118-0 Edition 2 1983 and amendment 1 1994 .



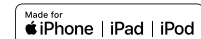
Worldwide Headquarters
Interton A/S
Lautrupbjerg 7
DK-2750 Ballerup
Denmark
Tel.: +45 4575 1111
interton.com
CVR no. 55082715

United Kingdom
GN Hearing UK Ltd.
Kirtlington Business Centre
Portway, Kirtlington
Oxon OX5 3JA
Tel.: +44 1869 352 800
interton.com

Australia
GN Hearing Australia Pty. Ltd.
Gate C, 19-25 Khartoum Road
Macquarie Technology Park
Macquarie Park NSW 2113
Tel.: (free) 1800 658 955
interton.com

New Zealand
GN Hearing NZ Ltd.
Ground Floor, North Entrance
4 Fred Thomas Drive
Takapuna, Auckland, 0622
Tel.: (free) 0800 900 126
interton.com

Singapore
GN Hearing Pte. Ltd.
2 Kallang Avenue
#07-19 CT HUB
Singapore - 339407
Tel: +65 6320 9388
interton.com



Technical Specifications

		RD61-DRW and RD62-DRW (MP)		
		IEC 60118-0 2nd IEC 711 Ear simulator	IEC 60118-0 3rd IEC 60118-7 ANSI S3.22 2cc coupler	
Reference test gain (60 dB SPL input)	1600 Hz/HFA	43	37	dB
Full-on gain (50 dB SPL input)	Max. 1600 Hz/HFA	67 56	58 51	dB
Maximum output (90 dB SPL input)	Max. 1600 Hz/HFA	125 121	116 114	dB SPL
Total harmonic distortion	500 Hz	0.7	0.5	%
	800 Hz	1.1	0.6	
	1600 Hz	1.3	1.2	
Telecoil sensitivity (1 mA/m input) (62 model only)	Max.	97		dB SPL
	HFA		96	
	1600 Hz/HFA	85	79	
Equivalent input noise		24	23	dB SPL
Frequency range (DIN 45605/ANSI)		100-7130	100-7000	Hz
Current drain		1.3	1.3	mA

Data in accordance with IEC60118-0 Edition3.0 2015-06, IEC60118-7 and ANSI S3.22-2009, supply voltage 1.3V

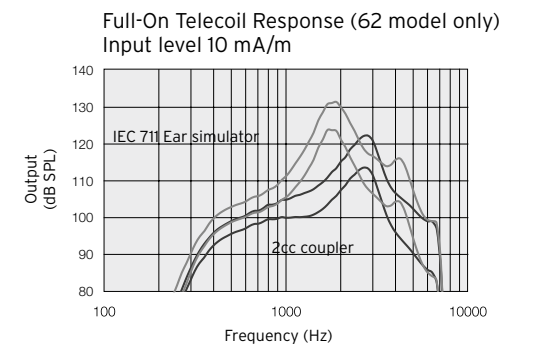
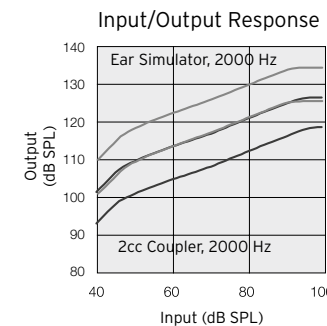
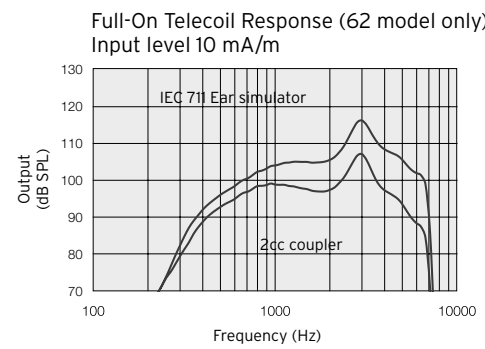
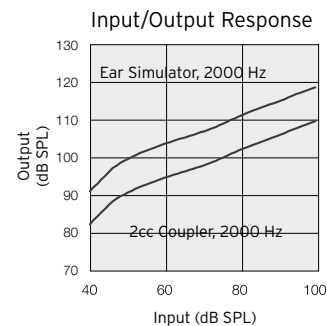
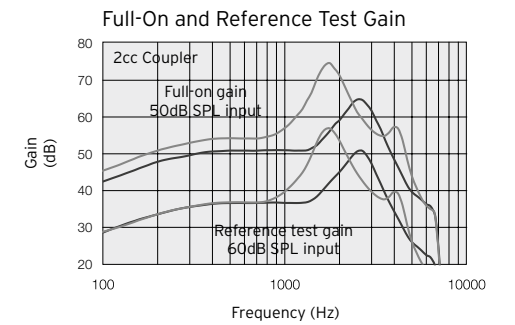
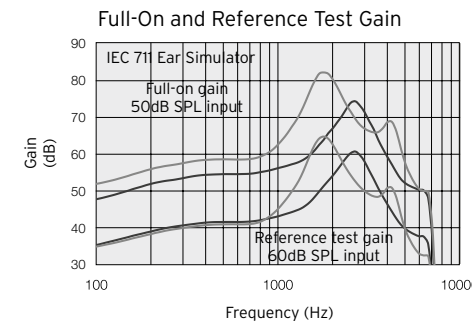
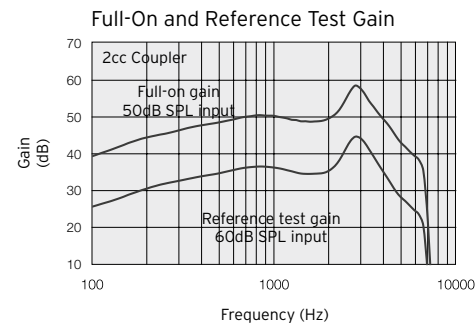
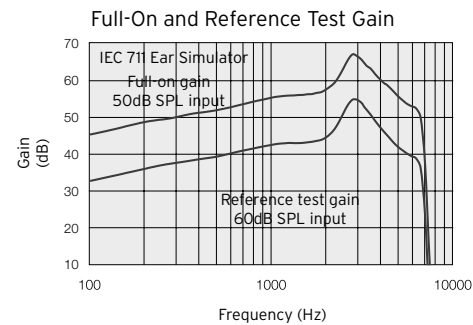
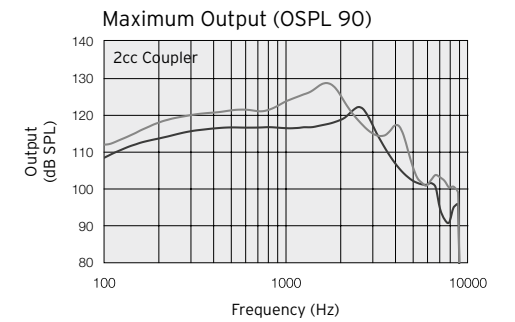
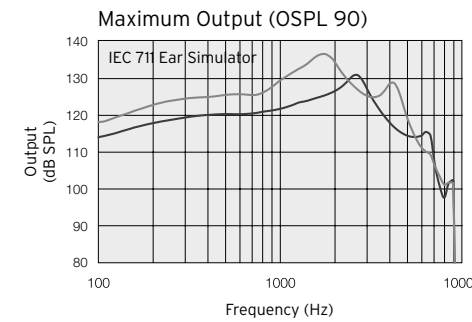
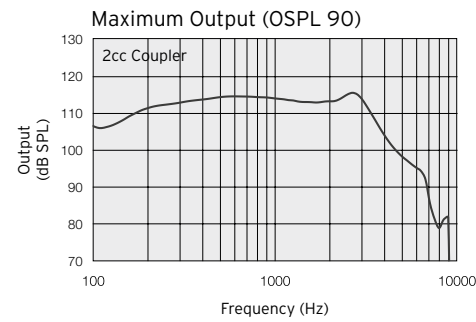
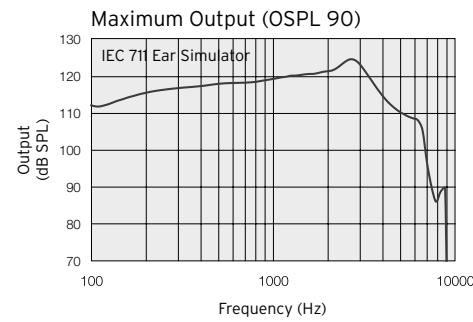
Technical Specifications

		RD61-DRW and RD62-DRW (HP)		RD61-DRW and RD62-DRW (UP)	
		IEC 60118-0 2nd IEC 711 Ear simulator	IEC 60118-0 3rd IEC 60118-7 ANSI S3.22 2cc coupler	IEC 60118-0 2nd IEC 711 Ear simulator	IEC 60118-0 3rd IEC 60118-7 ANSI S3.22 2cc coupler
Reference test gain (60 dB SPL input)	1600 Hz/HFA	48	42	62	47
Full-on gain (50 dB SPL input)	Max. 1600 Hz/HFA	74 61	65 56	82 80	75 64
Maximum output (90 dB SPL input)	Max. 1600 Hz/HFA	131 125	122 118	137 136	129 124
Total harmonic distortion	500 Hz	1.0	0.6	2.4	1.3
	800 Hz	2.5	1.2	3.2	2.1
	1600 Hz	0.8	0.7	0.2	0.1
Telecoil sensitivity (1 mA/m input) (62 model only)	Max.	103		112	
	HFA		101		107
	1600 Hz/HFA	89	85	110	94
Equivalent input noise		25	23	24	23
Frequency range (DIN 45605/ANSI)		100-6960	100-6030	1120-4510	100-4910
Current drain		1.3	1.3	1.3	1.2

Data in accordance with IEC60118-0 Edition3.0 2015-06, IEC60118-7 and ANSI S3.22-2009, supply voltage 1.3V

Patents pending

All specifications are subject to change without notice



■ HP
■ UP