



IN-THE-CANAL MODEL

Model Overview

	Normal Power	High Power
Non-Wireless	ST630, ST430, ST230	ST630-P, ST430-P, ST230-P
	ST630-D, ST430-D, ST230-D	ST630-DP, ST430-DP, ST230-DP
Wireless	ST630-W, ST430-W, ST230-W	ST630-PW, ST430-PW, ST230-PW
	ST630-DW, ST430-DW, ST230-DW	ST630-DPW, ST430-DPW, ST230-DPW

For a life on the GO

Intuitive and wireless, Interton Step hearing aids bring back the sounds your customers enjoy, in every situation. Innovative features such as Personal Noise Reduction and Environmental Gain Tuner available in a wide variety of models make Interton Step perfectly suited for up to 90% of people with hearing loss. With compatibility to the new 2nd generation Wireless Accessories you can offer a complete hearing system that gives your customers an enjoyable life.

Standard Configuration

- Connectivity to wireless accessories (optional)
- Faceplate and electronics with Nano Coating technology
- Size 312 battery
- Battery door with integrated on/off switch
- 3 color options
- AutoPhone functionality
- Volume Control (optional)
- Push button (optional)
- Telecoil (optional)

Fitting Requirements

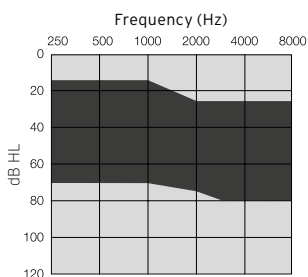
- Interton Appraise 2.4 Fitting Software (or higher)
- CS63 Flex cable (3-pin) and a 312 battery
- Fitting interface (see table)

SOUND PROCESSING	Step 6	Step 4	Step 2
Logarithmic WDRC, number of channels	17	14	12
Gain Handles in FSW	9	7	6
Total comfort programs	4	4	4
BASICS			
Signal tones	●	●	●
Power-on Delay	●	●	●
NOISE REDUCTION			
Microphone Noise Reduction	●	⊙	○
Adaptive Noise Reduction	●	⊙	○
Personal Noise Reduction	●	⊙	-
Adaptive Wind Noise Reduction	●	⊙	○
SPEECH UNDERSTANDING			
Fixed Directionality	●	●	●
Omni Directionality	●	●	●
Speech-Focused Directionality	●	●	●
Auto-Steered Directionality	⊙	⊙	⊙
Selectable Beam Width	●	●	○
Automatic Beam Width	●	●	-
SoundScape technology	●	●	●
FEEDBACK MANAGEMENT			
Feedback Manager Plus	●	●	●
Feedback Manager Plus - Music Mode	●	●	-
Pre-set Feedback Manager	●	●	●
Fitting Protection	●	●	●
PROTECTION			
Nano coating	●	●	●
SPECIALS			
Datalogging	●	●	●
AutoPhone	●	●	●
Environmental Gain Tuner	●	⊙	⊙
2.4 GHZ WIRELESS TECHNOLOGY			
Wireless Phone Clip	●	●	-
Wireless Remote Control	●	●	●
Wireless TV Streamer	●	●	-
Mini Microphone	●	●	-
FITTING INTERFACE			
Wireless fitting with Airlink 2	●	●	●
Hi-Pro	●	●	●
NOAHlink	●	●	●
SpeedLink	●	●	●

○ Standard
 ⊙ Advanced
 ● Ultimate

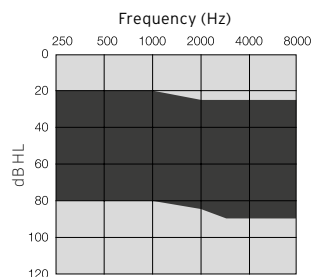
Fitting Range

Normal Power



Fitting Range

High Power



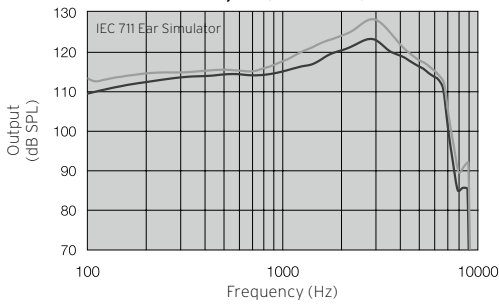
Technical specifications

		Normal Power		High Power		
		IEC 60118-0 IEC 711 Ear simulator	IEC 60118-7 ANSI S3.22 2cc coupler	IEC 60118-0 IEC 711 Ear simulator	IEC 60118-7 ANSI S3.22 2cc coupler	
Reference test gain (60 dB SPL input)	1600 Hz/HFA	37	33	44	37	dB
Full-on gain (50 dB SPL input)	Max.	53	44	62	51	dB
	1600 Hz/HFA	48	41	55	47	
Maximum output (90 dB SPL input)	Max.	123	114	128	118	dB SPL
	1600 Hz/HFA	118	111	122	114	
Total harmonic distortion	500 Hz	0.4	0.3	0.5	0.4	%
	800 Hz	0.7	0.4	1.0	0.6	
	1600 Hz	0.5	0.5	0.9	0.8	
Telecoil sensitivity (1 mA/m input)	Max.	82	-	89	-	dB SPL
Full-on Telecoil sensitivity @ 1mA/m	1600 Hz / HFA	77	70	84	77	
HFA - SPLIV @ 31.6 mA/m (ANSI)	HFA	-	92	-	97	
Equivalent input noise w/o noise reduction		24	22	24	22	dB SPL
1/3 Octave equivalent input noise, w/o noise reduction	1600 Hz	10	-	10	-	
Frequency range (DIN 45605)		100-7140	100-7110	100-7150	100-7120	Hz
Current drain (quiescent / operating) Non-wireless models		1.1 / 1.2	1.1 / 1.2	1.1 / 1.2	1.1 / 1.3	mA
Current drain (quiescent / operating) Wireless models		1.2 / 1.2	1.2 / 1.3	1.2 / 1.2	1.2 / 1.4	

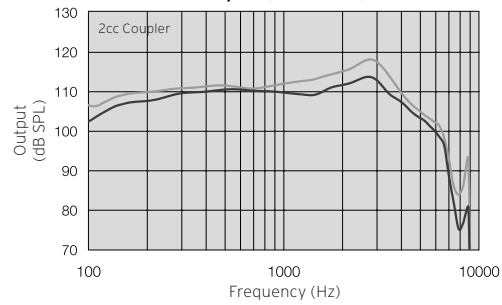
Data in accordance with IEC 60118-0, IEC 60118-7; Supply Voltage 1.3 V.

Patents pending

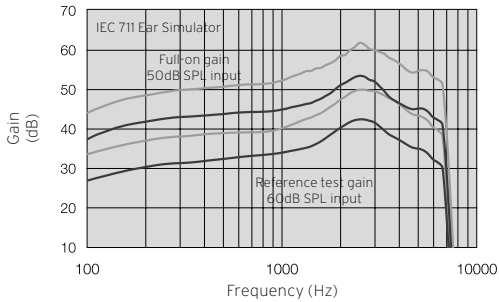
Maximum Output (OSPL 90)



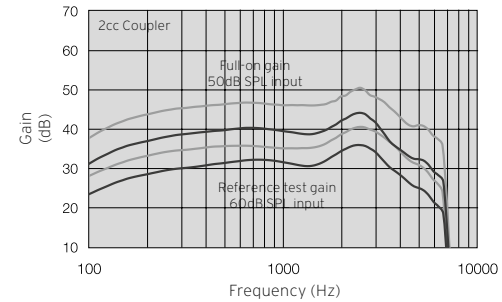
Maximum Output (OSPL 90)



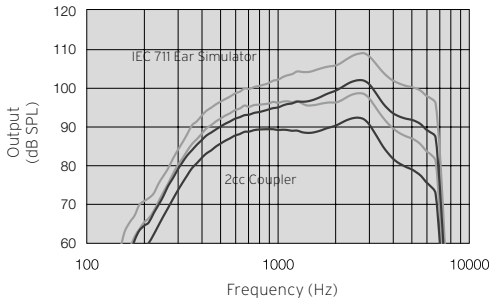
Full-On and Reference Test Gain



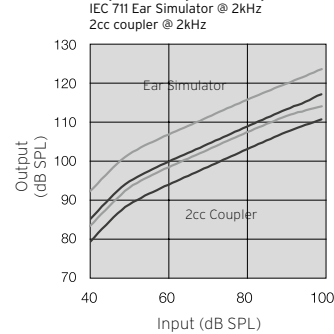
Full-On and Reference Test Gain



Telecoil response
Input level 10 mA/m



Input/Output Response



All specifications are subject to change without notice

400284000-GB-16.02.Rev.B