



Model Overview

	Normal Power	High Power
Non-Wireless	ST650, ST450, ST250	ST650-P, ST450-P, ST250-P
Wireless	ST650-D, ST450-D, ST250-D	ST650-DP, ST450-DP, ST250-DP
Wireless	ST650-W, ST450-W, ST250-W	ST650-PW, ST450-PW, ST250-PW
Wireless	ST650-DW, ST450-DW, ST250-DW	ST650-DPW, ST450-DPW, ST250-DPW

For a life on the GO

Intuitive and wireless, Interton Step hearing aids bring back the sounds your customers enjoy, in every situation. Innovative features such as Personal Noise Reduction and Environmental Gain Tuner available in a wide variety of models make Interton Step perfectly suited for up to 90% of people with hearing loss. With compatibility to the new 2nd generation Wireless Accessories you can offer a complete hearing system that gives your customers an enjoyable life.

Standard Configuration

- Connectivity to wireless accessories (optional)
- Faceplate and electronics with Nano Coating technology
- Full shell and half shell options
- Size 13 & 312 battery options
- Push Button (optional)
- Battery door with integrated on/off switch
- Available in 3 colours
- AutoPhone functionality
- Volume Control (optional)
- Telecoil (optional)

Fitting Requirements

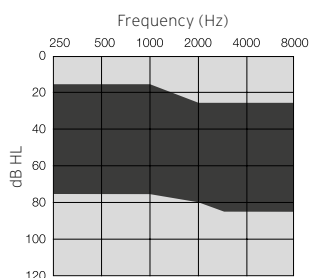
- Interton Appraise 2.4 Fitting Software (or higher)
- CS63 Flex cable (3 pin) and a battery (312 or 13)
- Fitting interface (see table)

SOUND PROCESSING	Step 6	Step 4	Step 2
Logarithmic WDRC, number of channels	17	14	12
Gain Handles in FSW	9	7	6
Total comfort programs	4	4	4
BASICS			
Signal tones	●	●	●
Power-on Delay	●	●	●
NOISE REDUCTION			
Microphone Noise Reduction	●	⊙	○
Adaptive Noise Reduction	●	⊙	○
Personal Noise Reduction	●	⊙	-
Adaptive Wind Noise Reduction	●	⊙	○
SPEECH UNDERSTANDING			
Fixed Directionality	●	●	●
Omni Directionality	●	●	●
Speech-Focused Directionality	●	●	●
Auto-Steered Directionality	⊙	⊙	⊙
Selectable Beam Width	●	●	○
Automatic Beam Width	●	●	-
SoundScape technology	●	●	●
FEEDBACK MANAGEMENT			
Feedback Manager Plus	●	●	●
Feedback Manager Plus - Music Mode	●	●	-
Pre-set Feedback Manager	●	●	●
Fitting Protection	●	●	●
PROTECTION			
Nano coating	●	●	●
SPECIALS			
Datalogging	●	●	●
AutoPhone	●	●	●
Environmental Gain Tuner	●	⊙	⊙
2.4 GHZ WIRELESS TECHNOLOGY			
Wireless Phone Clip	●	●	-
Wireless Remote Control	●	●	●
Wireless TV Streamer	●	●	-
Mini Microphone	●	●	-
FITTING INTERFACE			
Wireless fitting with Airlink 2	●	●	●
Hi-Pro	●	●	●
NOAHlink	●	●	●
SpeedLink	●	●	●

○ Standard
⊙ Advanced
● Ultimate

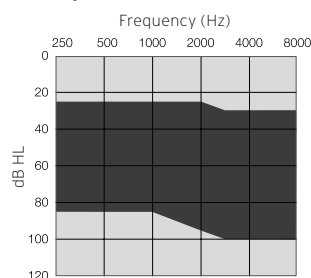
Fitting Range

Normal Power



Fitting Range

High Power



Technical specifications

		Normal Power		High Power		
		IEC 60118-0 IEC 711 Ear simulator	IEC 60118-7 ANSI S3.22 2cc coupler	IEC 60118-0 IEC 711 Ear simulator	IEC 60118-7 ANSI S3.22 2cc coupler	
Reference test gain (60 dB SPL input)	1600 Hz/HFA	42	37	53	48	dB
Full-on gain (50 dB SPL input)	Max.	63	52	68	58	dB
	1600 Hz/HFA	53	47	62	56	
Maximum output (90 dB SPL input)	Max.	128	118	138	130	dB SPL
	1600 Hz/HFA	121	113	137	125	
Total harmonic distortion	500Hz	0.6	0.5	0.4	0.3	%
	800 Hz	1.7	0.9	1.2	0.6	
	1600 Hz	1.2	1.1	0.2	0.2	
Telecoil sensitivity (1 mA/m input)	Max.	93	-	99	-	dB SPL
Full-on Telecoil sensitivity @ 1mA/m	1600 Hz / HFA	85	77	93	87	
HFA - SPLIV @ 31.6 mA/m (ANSI)	HFA	-	97	-	109	
Equivalent input noise w/o noise reduction		24	23	24	21	dB SPL
1/3 Octave equivalent input noise, w/o noise reduction	1600 Hz	10	-	12	-	
Frequency range (DIN 45605)		100-7180	100-7140	100-5370	100-5220	Hz
Current drain (quiescent / operating) Non-wireless models		1.1 / 1.2	1.1 / 1.3	1.1 / 1.2	1.1 / 1.2	mA
Current drain (quiescent / operating) Wireless models		1.2 / 1.2	1.2 / 1.3	1.2 / 1.2	1.2 / 1.3	

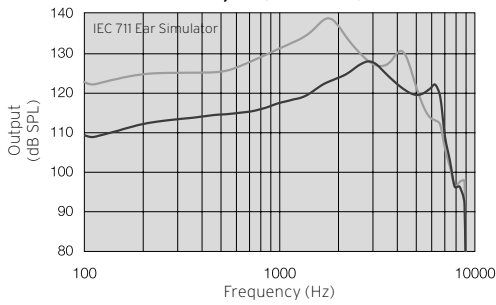
Data in accordance with IEC 60118-0, IEC 60118-7, Supply Voltage 1.3 V.

Patents pending

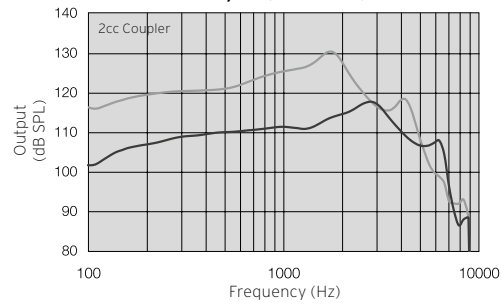
All specifications are subject to change without notice

400285000-GB16.02-Rev.B

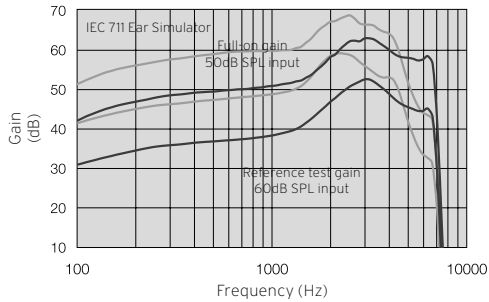
Maximum Output (OSPL 90)



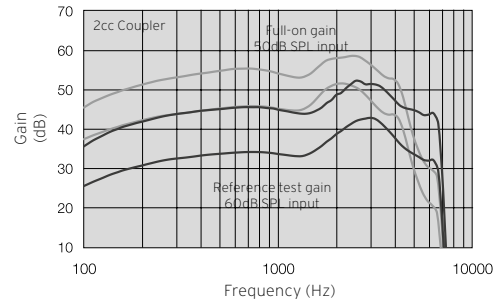
Maximum Output (OSPL 90)



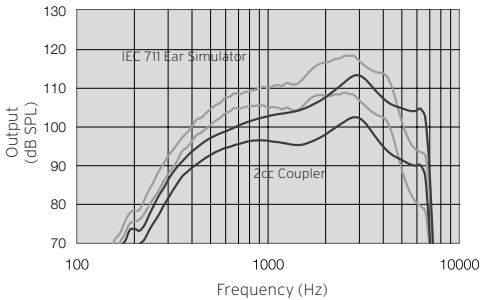
Full-On and Reference Test Gain



Full-On and Reference Test Gain

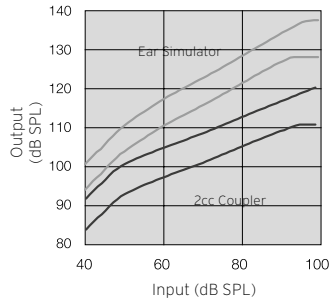


Telecoil response
Input level 10 mA/m



Input/Output Response

IEC 711 Ear Simulator @ 2kHz
2cc coupler @ 2kHz



■ High Power
■ Normal Power