



POWER BTE MODEL

For a life on the GO

Intuitive and wireless, Interton Step hearing aids bring back the sounds your customers enjoy, in every situation. Innovative features such as Personal Noise Reduction, Environmental Gain Tuner and Ear-to-Ear communication available in a wide variety of models make Interton Step perfectly suited for up to 90% of people with hearing loss. With compatibility to the new 2nd generation Wireless Accessories you can offer a complete hearing system that gives your customers an enjoyable life.

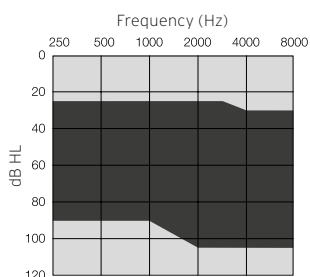
Standard Configuration

- Connectivity to wireless accessories
- Wireless Ear-to-Ear communication
- Nano Coating technology
- Supports Power and High Power configurations
- Push button and programmable Volume Control
- Size 13 battery
- Battery door with integrated On/Off switch
- 5 different colors
- Telecoil with T and MT modes
- Direct Audio Input
- Supports Standard Earmould fittings
- Standard hook, mini hook, cosmetic hook and Adult and baby metal earhooks

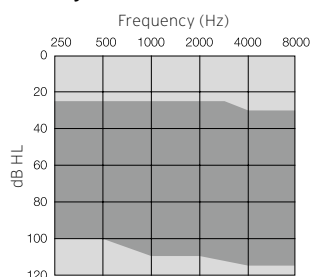
Fitting Requirements

- Interton Appraise 2.4 Fitting Software (or higher)
- Programming adaptor with CS44 socket cable
- Fitting interface (see table)

Fitting Range Power



Fitting Range High Power



Model Overview

ST680-DW
ST480-DW
ST280-DW

SOUND PROCESSING	Step 6	Step 4	Step 2
Logarithmic WDRC, number of channels	17	14	12
Gain Handles in FSW	9	7	6
Total comfort programs	4	4	4
BASICS			
Signal tones	●	●	●
Power-on Delay	●	●	●
NOISE REDUCTION			
Microphone Noise Reduction	●	⊙	○
Adaptive Noise Reduction	●	⊙	○
Personal Noise Reduction	●	⊙	-
Adaptive Wind Noise Reduction	●	⊙	○
SPEECH UNDERSTANDING			
Integrated Directionality	●	-	-
Fixed Directionality	●	●	●
Omni Directionality	●	●	●
Speech-Focused Directionality	●	●	●
Auto-Steered Directionality	●	⊙	○
Selectable Beam Width	●	●	○
Automatic Beam Width	●	●	-
SoundScape technology	●	●	●
FEEDBACK MANAGEMENT			
Feedback Manager Plus	●	●	●
Feedback Manager Plus - Music Mode	●	●	-
Pre-set Feedback Manager	●	●	●
Fitting Protection	●	●	●
PROTECTION			
Nano coating	●	●	●
SPECIALS			
Datalogging	●	●	●
AutoPhone	●	●	●
Environmental Gain Tuner	●	⊙	⊙
In-situ	●	●	●
2.4 GHZ WIRELESS TECHNOLOGY			
Ear-to-Ear communication	●	●	●
Volume Control synchronization	●	●	●
Push Button synchronization	●	●	●
Comfort Phone	●	●	●
Wireless Phone Clip	●	●	-
Wireless Remote Control	●	●	●
Wireless TV Streamer	●	●	-
Mini Microphone	●	●	-
FITTING INTERFACE			
Wireless fitting with Airlink 2	●	●	●
Hi-Pro	●	●	●
NOAHlink	●	●	●
SpeedLink	●	●	●

○ Standard
⊙ Advanced
● Ultimate

Technical specifications

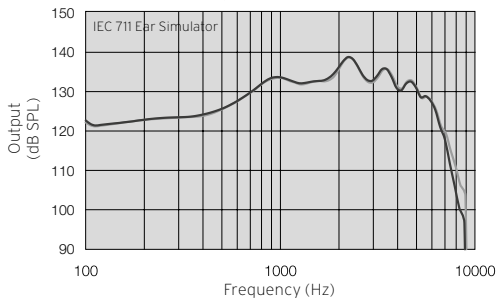
		Power		High Power		
		IEC 60118-0 IEC 711 Ear simulator	IEC 60118-7 ANSI S3.22 2cc coupler	IEC 60118-0 IEC 711 Ear simulator	IEC 60118-7 ANSI S3.22 2cc coupler	
Reference test gain (60 dB SPL input)	1600 Hz/HFA	55	51	57	50	dB
Full-on gain (50 dB SPL input)	Max.	74	67	80	72	dB
	1600 Hz/HFA	66	62	72	68	
Maximum output (90 dB SPL input)	Max.	139	131	139	131	dB SPL
	1600 Hz/HFA	133	128	133	128	
Total harmonic distortion	500Hz	1.2	1.0	1.3	0.7	%
	800 Hz	0.8	0.4	0.7	0.4	
	1600 Hz	0.7	0.5	0.5	0.3	
Telecoil sensitivity (1 mA/m input)	Max.	103	-	108	-	dB SPL
Full-on Telecoil sensitivity @ 1mA/m	1600 Hz / HFA	95	92	100	98	
HFA - SPLIV @ 31.6 mA/m (ANSI)	HFA	-	111	-	110	
Equivalent input noise w/o noise reduction		23	20	23	21	dB SPL
1/3 Octave equivalent input noise, w/o noise reduction	1600 Hz	9	-	9	-	
Frequency range (DIN 45605)		100-7080	100-6170	100-6240	100-4960	Hz
Current drain (quiescent / operating)		1.1 / 1.2	1.1 / 1.2	1.1 / 1.2	1.1 / 1.1	mA

Data in accordance with IEC 60118-0, IEC 60118-7, Supply Voltage 1.3 V.

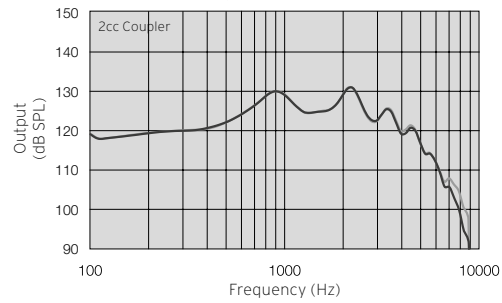
Patents pending

All specifications are subject to change without notice

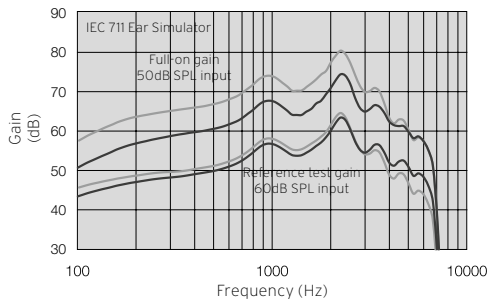
Maximum Output (OSPL 90)



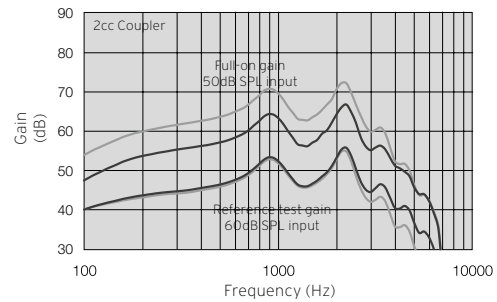
Maximum Output (OSPL 90)



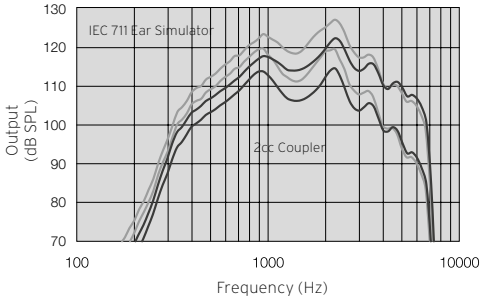
Full-On and Reference Test Gain



Full-On and Reference Test Gain

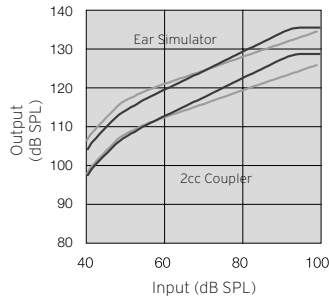


Telecoil response
Input level 10 mA/m



Input/Output Response

IEC 711 Ear Simulator @ 2kHz
2cc coupler @ 2kHz



■ High Power
■ Normal Power