



# Interton Ready

## Product Description

The new Interton Ready is a full family of hearing aids built on the GN technology for great sound quality, speech understanding and listening comfort.

The Interton Ready CIC hearing aids components and faceplates are with Nano Coating for optimum durability.

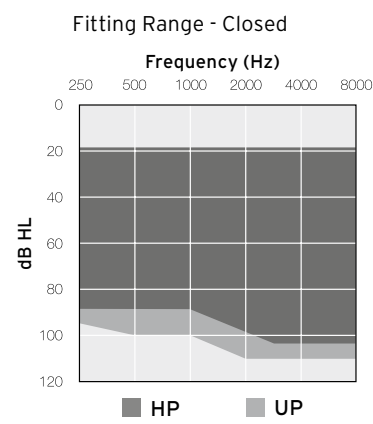
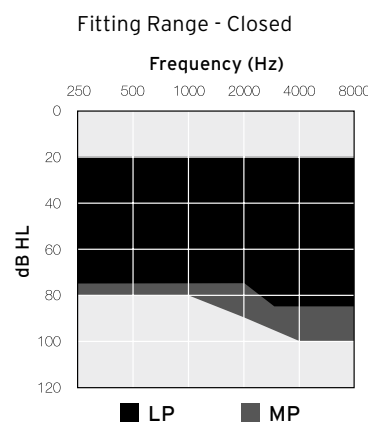
Completely-in-the-Canal (CIC) hearing aids are available in 4 power levels: Low (LP), Medium (MP), High (HP) and Ultra (UP).

The CIC models feature options for Push Button.



RDCIC

Model	RD6CIC*	RD4CIC**	RD3CIC***	RD2CIC****
<b>Device Configurations</b>				
Battery	10A			
Power levels	LP, MP, HP, & UP			
Colors available	5			
<b>Sound Quality</b>				
WARP compression (WDRC) - number of channels	14	12	8	6
Compression Mode (only UP receivers)	●	●	●	●
<b>Comfort</b>				
Adaptive Noise Reduction	3 settings	2 settings	1 setting	1 setting
Environmental Gain Tuner	●	-	-	-
<b>Feedback Management</b>				
Feedback Manager Plus	●	●	●	●
Auto DFS/Preset Feedback Manager	●	●	●	●
<b>Onboarding</b>				
Acclimatization Manager	●	-	-	-
<b>Convenience</b>				
<b>Robustness</b>				
Nano Coating	●	●	●	●
<b>Fitting Flexibility</b>				
Max Gain Handles	14	12	8	6
Number of Programs	4	4	4	4
Frequency Shifter	●	●	●	●
Low Frequency Boost (only in UP receiver)	2 settings	1 setting	1 setting	1 setting
TSG	●	●	●	●
Interton Fitting 1.0	●	●	●	●
*RD6CIC-UP, RD6CIC-HP, RD6CIC-MP, RD6CIC-LP **RD4CIC-UP, RD4CIC-HP, RD4CIC-MP, RD4CIC-LP ***RD3CIC-UP, RD3CIC-HP, RD3CIC-MP, RD3CIC-LP ****RD2CIC-UP, RD2CIC-HP, RD2CIC-MP, RD2CIC-LP				



## Technical Specifications

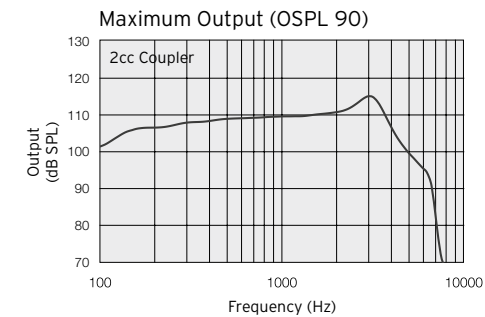
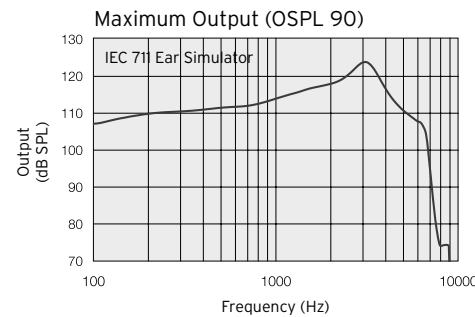
		RDCIC (LP)		
		IEC 60118-0 2nd IEC 711 Ear simulator	IEC 60118-0 3rd IEC 60118-7 ANSI S3.22 2cc coupler	
Reference test gain (60 dB SPL input)	1600 Hz/HFA	33	33	dB
Full-on gain (50 dB SPL input)	Max. 1600 Hz/HFA	49 43	40 38	dB
Maximum output (90 dB SPL input)	Max. 1600 Hz/HFA	124 117	115 110	dB SPL
Total harmonic distortion	500 Hz 800 Hz 1600 Hz	0.4 0.7 0.8	0.6 0.6 1.0	%
Telecoil sensitivity (1 mA/m input)	Max. HFA	N/A	N/A	dB SPL
HFA - SPLIV @ 31.6 mA/m (ANSI)	1600 Hz/HFA	N/A	N/A	dB SPL
Equivalent input noise		22	21	dB SPL
Frequency range (DIN 45605/ANSI)		100-7120	100-6960	Hz
Current drain		1.1	1.2	mA

Data in accordance with IEC 60118-0, IEC 60118-7 and ANSI S3.22-2009; supply voltage 1.3 V.

Patents pending

All specifications are subject to change without notice

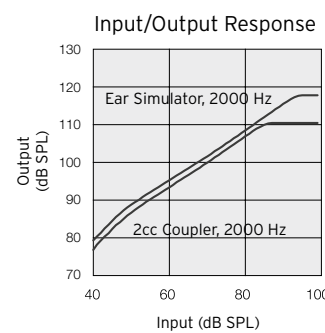
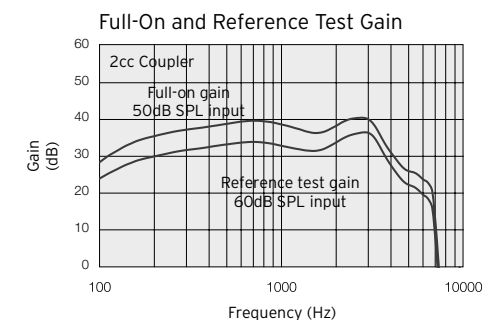
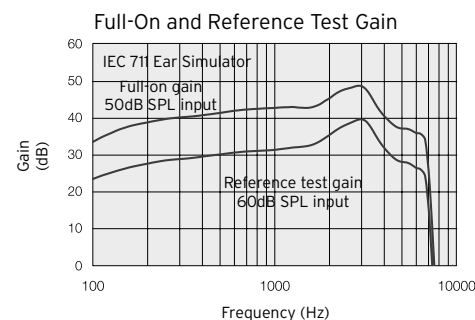
400948000GB-19.11-Rev.D



Notes:  
O.E.S. = Occluded Ear Simulator  
2cc = 2 cm<sup>3</sup> coupler  
Pi = Acoustic input signal

Basic settings:  
Full-on Gain, Reference Test Gain  
MPO = Maximum Power Output  
Maximum Band Width

Measured according to IEC60118-0 Edition 3.0 2015-06 at 1.3 V, impedance 6.2 ohms and 23°C on 2cc coupler. Resp. on 2cc according to IEC60118-7 Second edition 2005-10 and ANSI/ASA S3.22-2009 (HFA average calculated at 1000 Hz, 1600 Hz and 2500 Hz; 0 dB SPL sound pressure equals 20 μPa). All measurements without DSP features activated unless indicated otherwise  
Measurement on O.E.S according to IEC711 1981 According to IEC60118-0 Edition 2 1983 and amendment 1 1994



**Worldwide Headquarters**  
Interton A/S  
Lautrupbjerg 7  
DK-2750 Ballerup  
Denmark  
Tel.: +45 4575 1111  
interton.com  
CVR no. 55082715

**United Kingdom**  
GN Hearing UK Ltd.  
Kirtlington Business Centre  
Portway, Kirtlington  
Oxon OX5 3JA  
Tel.: +44 1869 352 800  
interton.com

**Australia**  
GN Hearing Australia Pty. Ltd.  
Gate C, 19-25 Khartoum Road  
Macquarie Technology Park  
Macquarie Park NSW 2113  
Tel.: (free) 1800 658 955  
interton.com

**New Zealand**  
GN Hearing NZ Ltd.  
Ground Floor, North Entrance  
4 Fred Thomas Drive  
Takapuna, Auckland, 0622  
Tel.: (free) 0800 900 126  
interton.com

**Singapore**  
GN Hearing Pte. Ltd.  
2 Kallang Avenue  
#07-19 CT HUB  
Singapore - 339407  
Tel.: +65 6320 9388  
interton.com

# Technical Specifications

		RDCIC (MP)		
		IEC 60118-0 2nd IEC 711 Ear simulator	IEC 60118-0 3rd IEC 60118-7 ANSI S3.22 2cc coupler	
Reference test gain (60 dB SPL input)	1600 Hz/HFA	40	36	dB
Full-on gain (50 dB SPL input)	Max.	59	50	dB
	1600 Hz/HFA	50	45	
Maximum output (90 dB SPL input)	Max.	127	119	dB SPL
	1600 Hz/HFA	121	113	
Total harmonic distortion	500 Hz	0.5	0.7	%
	800 Hz	0.9	0.8	
	1600 Hz	1.0	0.9	
Telecoil sensitivity (1 mA/m input)	Max.	N/A		dB SPL
	HFA - SPLIV @ 31.6 mA/m (ANSI)		N/A	
	Full-on telecoil sensitivity @ 1mA/m	1600 Hz/HFA	N/A	
Equivalent input noise		24	21	dB SPL
Frequency range (DIN 45605/ANSI)		100-7170	100-7110	Hz
Current drain		1.1	1.3	mA

Data in accordance with IEC 60118-0 Edition 3.0 2015-06, IEC 60118-7 and ANSI S3.22-2009, supply Voltage 1.3V

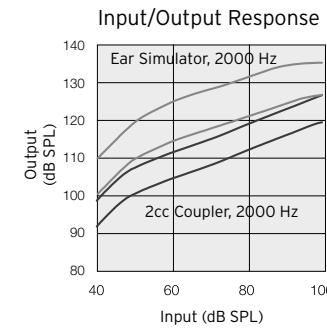
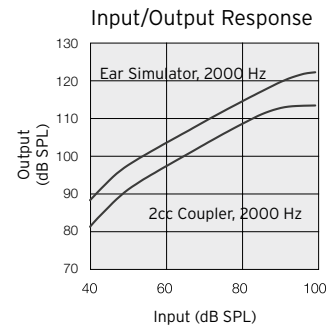
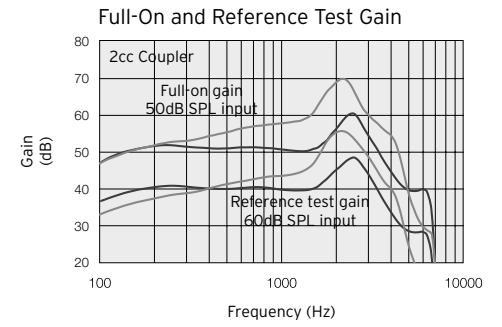
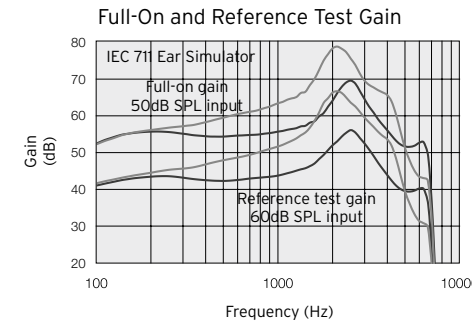
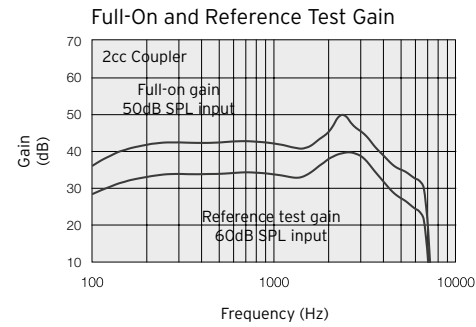
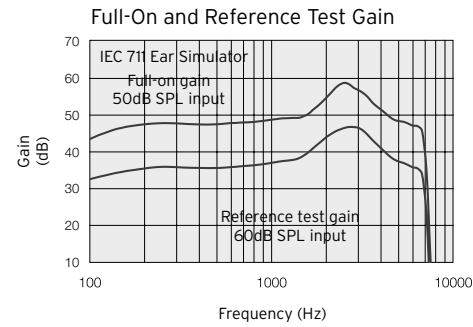
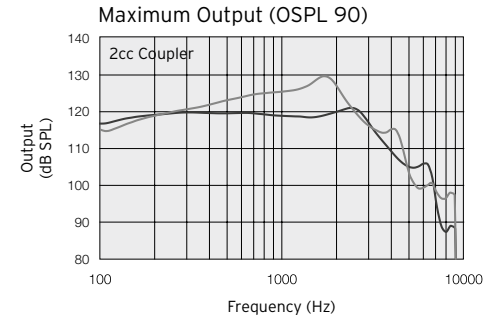
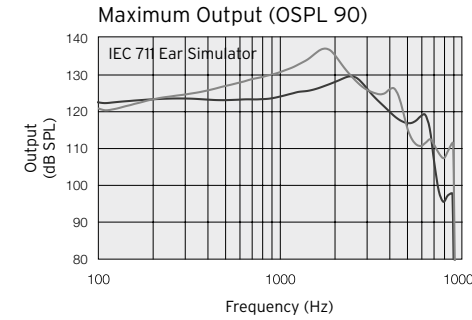
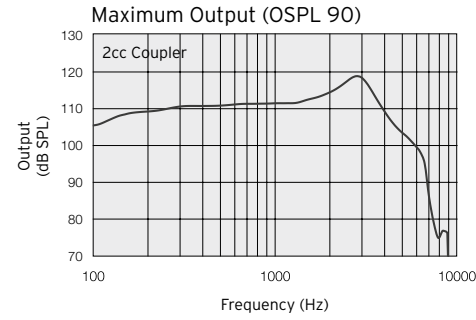
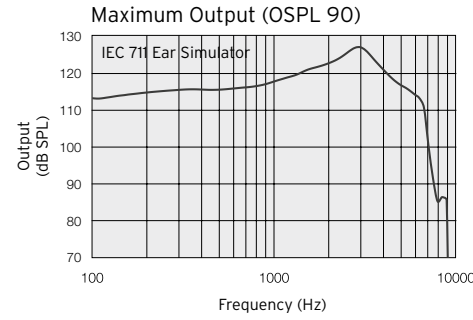
# Technical Specifications

		RDCIC (HP)		RDCIC (UP)		
		IEC 60118-0 2nd IEC 711 Ear simulator	IEC 60118-0 3rd IEC 60118-7 ANSI S3.22 2cc coupler	IEC 60118-0 2nd IEC 711 Ear simulator	IEC 60118-0 3rd IEC 60118-7 ANSI S3.22 2cc coupler	
Reference test gain (60 dB SPL input)	1600 Hz/HFA	47	43	59	49	dB
Full-on gain (50 dB SPL input)	Max.	69	60	79	70	dB
	1600 Hz/HFA	59	54	70	63	
Maximum output (90 dB SPL input)	Max.	130	121	137	130	dB SPL
	1600 Hz/HFA	126	120	136	125	
Total harmonic distortion	500 Hz	0.6	0.4	0.5	0.5	%
	800 Hz	1.3	0.7	1.4	1.0	
	1600 Hz	0.8	0.5	0.4	0.2	
Telecoil sensitivity (1 mA/m input)	Max.	N/A		N/A		dB SPL
	HFA - SPLIV @ 31.6 mA/m (ANSI)		N/A		N/A	
	Full-on telecoil sensitivity @ 1mA/m	1600 Hz/HFA	N/A	N/A	N/A	
Equivalent input noise		22	20	24	20	dB SPL
Frequency range (DIN 45605/ANSI)		100-6930	100-6770	140-4720	100-4700	Hz
Current drain		1.2	1.2	1.1	1.1	mA

Data in accordance with IEC 60118-0 Edition 3.0 2015-06, IEC 60118-7 and ANSI S3.22-2009, supply Voltage 1.3V

Patents pending

All specifications are subject to change without notice



HP ■  
UP ■

Patents pending

All specifications are subject to change without notice